

◎ Regarding Employment and Living Situation ◎ (The Keio Household Panel Survey)

Instructions

- This survey questionnaire is for respondents with spouses.
- Please answer the questions by circling the number of the applicable response, or by entering the applicable number in the blank square provided. When your answer is “other,” circle the number and write the specific details inside the parentheses. (When the space is not sufficient, write outside the parentheses).
- Please answer the questions in order. Some questions only apply to certain people. In those cases, please follow the directions.
- The survey includes somewhat personal questions about yourself and your family. These will be used for statistical analyses, so please answer the questions truthfully.
- If you do not know the answers to any of the questions concerning your family, please ask your family before responding.
- Some of the questions concern figures for the month of January. Please respond to those questions when you know the answers.

Survey officer _____ will collect your completed survey form around _____ (time) on _____ (date). Thank you very much for your cooperation.

We begin by asking questions regarding yourself.

Q1. (1) Sex

1
Male

2
Female

(2) What is your date of birth?

Year

--	--	--	--

 Month

--	--

 Day

--	--

Jan. 2006

Branch No.		Point No.			Subject No.		Panel No.				Inspector
							3				

These questions concern your family.

Q1. How many family members do you live with, including yourself?

persons

Q2. If there are any family members temporarily living separately for work, schooling, hospitalization, medical care, institutionalization or other reasons, how many are temporarily living separately?

person

☐ No one is temporarily living separately

Q3. For all family members, including those temporarily living separately specified above, please enter their relationship to you; sex; birth month and year; present schooling or employment status; whether they are living with you or separately; and their marital status.

Relationship to you (please specify)	Relation- ship code (see below)	Sex Male=1 Female=2	Birth month and year	Schooling or employment status (Circle one only.)	Living separately Living at together	Marital status Single Married
				Preschool Elem. or jr. high (public) Elem. or jr. high (private) High school (public) High school (private) Jr. college or college Vocational school Employed Homekeeping / childrearing Other (please specify)		
1 Reference person	<input type="text"/> <input type="text"/>			1 2 3 4 5 6 7 8 9 10 ()		1 2
2 My spouse	<input type="text"/> <input type="text"/>	1 M 2 F	<input type="text"/> Y <input type="text"/> M	1 2 3 4 5 6 7 8 9 10 ()	1 2	1 2
3 My _____	<input type="text"/> <input type="text"/>	1 M 2 F	<input type="text"/> Y <input type="text"/> M	1 2 3 4 5 6 7 8 9 10 ()	1 2	1 2
4 My _____	<input type="text"/> <input type="text"/>	1 M 2 F	<input type="text"/> Y <input type="text"/> M	1 2 3 4 5 6 7 8 9 10 ()	1 2	1 2
5 My _____	<input type="text"/> <input type="text"/>	1 M 2 F	<input type="text"/> Y <input type="text"/> M	1 2 3 4 5 6 7 8 9 10 ()	1 2	1 2
6 My _____	<input type="text"/> <input type="text"/>	1 M 2 F	<input type="text"/> Y <input type="text"/> M	1 2 3 4 5 6 7 8 9 10 ()	1 2	1 2
7 My _____	<input type="text"/> <input type="text"/>	1 M 2 F	<input type="text"/> Y <input type="text"/> M	1 2 3 4 5 6 7 8 9 10 ()	1 2	1 2
8 My _____	<input type="text"/> <input type="text"/>	1 M 2 F	<input type="text"/> Y <input type="text"/> M	1 2 3 4 5 6 7 8 9 10 ()	1 2	1 2
9 My _____	<input type="text"/> <input type="text"/>	1 M 2 F	<input type="text"/> Y <input type="text"/> M	1 2 3 4 5 6 7 8 9 10 ()	1 2	1 2
10 My _____	<input type="text"/> <input type="text"/>	1 M 2 F	<input type="text"/> Y <input type="text"/> M	1 2 3 4 5 6 7 8 9 10 ()	1 2	1 2

Relationship
Code

- | | | |
|-------------------|-------------------------|-------------------|
| 01 Spouse | 06 Spouse's parent | 11 Other relative |
| 02 Child | 07 Grandparent | 12 Other |
| 03 Child's spouse | 08 Spouse's grandparent | |
| 04 Grandchild | 09 Sibling | |
| 05 Parent | 10 Spouse's sibling | |

Q4. In the above table, which number person is the head of household?

(The head of household is the main worker producing income)

1 2 3 4 5 6 7 8 9 10

Q5. Does the above table include any persons who keep separate household finances? If so, please enter the number of persons.

persons

0 No one keeps separate finances →

(proceed to Q6)

SQ. In the above table, which number persons keep separate household finances?

(Please circle all the numbers which apply)

1 2 3 4 5 6 7 8 9 10

Q6. Has your household experienced any of the following changes over the past one year?

(Please circle all the numbers which apply).

- 1 I had a child
 - 2 My parent or my spouse's parent moved in
 - 3 A household member returned home after temporarily living separately for work
 - 4 Other (the number of household members increased for other reasons)
 - 5 A household member left to temporarily live separately for work
 - 6 The number of household members decreased because a household member left
 - 7 The number of household members decreased because of death
 - 8 Other (the number of household members decreased for other reasons)
 - 9 I got married
 - 10 I got divorced from my spouse
 - 11 I separated from my spouse
 - 12 I (and my family) left parent's home and formed a separate household
 - 13 I (and my family) moved into parent's home and formed a joint household
 - 14 No particular changes
-

Q7. Were you living at the same address one year ago?

- 1 Yes, I was at the same address
- 2 No, I was at a different address (I moved here _____ months ago)

The questions on the following pages 3–17 are for the respondent filling out the survey forms. Questions on pages 19–33 are for the respondent's spouse.

These questions concern your parents and siblings.

Q1. Are your parents alive? (Do not include your spouse's parents)

- 1 Both parents alive
- 2 Father alive, mother deceased
- 3 Mother alive, father deceased
- 4 Both parents deceased

Q2. Answer regarding your living situation with your father when you married and began living together with your present spouse.

- 1 Living together
- 2 Living separately on the same plot
- 3 Living separately in the same city, ward, town or village
- 4 Living separately in some other location
- 5 He was deceased

Q3. Answer regarding your living situation with your mother when you married and began living together with your present spouse.

- 1 Living together
- 2 Living separately on the same plot
- 3 Living separately in the same city, ward, town or village
- 4 Living separately in some other location
- 5 She was deceased

Q4. How much financial assistance did you give to your parents last year?

Please include housing purchases, rent, land rent, living expenses and other provision of funds .

Last year ten thousand yen ☐ Did not give any financial assistance

Q5. How much financial assistance did you receive from your parents last year?

Please exclude inheritance items, but include housing purchases, rent, land rent, living expenses and other provision of funds and allowances.

Last year ten thousand yen ☐ Did not receive any financial assistance

Q6. How many brothers and sisters do you have? Please include any siblings who have already died.
(Do not include your spouse's brothers or sisters.)

Older brothers	<input type="text"/>	persons	<input type="radio"/> No older brothers
Younger brothers	<input type="text"/>	persons	<input type="radio"/> No younger brothers
Older sisters	<input type="text"/>	persons	<input type="radio"/> No older sisters
Younger sisters	<input type="text"/>	persons	<input type="radio"/> No younger sisters

These questions concern your current schooling.

Q1. Are you presently attending school?

- 1 Yes
School location: 1 Same city, ward, town or village
2 Same prefecture, other city, ward, town or village
3 Other prefecture (_____ Prefecture)
- 2 No

Q2. These questions ask about your learning activities to improve your skills and abilities.

(1) During the year from last February until now, have you taken any actions (attended school, taken lectures, self-study, etc.) of your own will, to improve your skills and abilities for your own work?

- | 1
Presently taking action | 2
Took action | 3
Did not take action |
|------------------------------|------------------|--------------------------|
| | | (to (4)) |

(2) How did you learn? Please circle all the items that apply. (Multiple responses permitted)

- 1 Attended vocational school or advanced vocational school
- 2 Attended trade school
- 3 Attended public vocational training
- 4 Attended university (degree program)
- 5 Attended graduate school (including adult education)
- 6 Took correspondence course (including university courses)
- 7 Attended university or other public lecture
- 8 Learned from TV or radio course and books
- 9 Attended lectures or seminars
- 10 Participated in company voluntary study group
- 11 Other ()

→ SQ. (Only for respondents who answered 1-5 in (2)) Did you graduate from that program?

- | 1 | 2 |
|------------------------------|-------------------------------------|
| Yes, completed and graduated | Have not yet completed or graduated |

(3) How much time and money did you spend per month, on average, for that learning? (Include all expenses paid by you or your family, but do not include public assistance or assistance from your employer; enter "0" if you did not spend any money.)

Time: Approx.

--	--	--

 hours Money: Approx.

--	--	--

 ten thousand yen

(For all respondents)

(4) Did you make use of the Training and Education Benefits System over the past year?

- 1 Used it and received benefits
- 2 Am using it and will receive benefits
- 3 Know about the system, but have not used it
- 4 Do not know about the system, and have not used it

(5) (Only for respondents who answered 3 in (4))

Are you eligible to use the Training and Education Benefits System?

- | 1 | 2 | 3 |
|-----|----|---------------|
| Yes | No | I do not know |

These questions concern your employment.

We begin by asking about your work.

Q1. Last month (January), did you perform any paid work (including paid work at family businesses)?

Please circle the item that most closely matches your activity (answer including part-time work).

Performed paid work			Did not perform any paid work		
1 Mostly worked			4 Took leave from work		
2 Worked while mostly attending school			5 Was looking for work		
3 Worked while mostly keeping house			6 Attended school; kept house; other		
1	2	3	4	5	6
<div style="border-top: 1px solid black; width: 100%;"></div>			<div style="border-top: 1px solid black; width: 100%;"></div>	<div style="border-top: 1px solid black; width: 100%;"></div>	<div style="border-top: 1px solid black; width: 100%;"></div>
→ (to Q3 on the next page)			↓	→ (to SQ2)	→ (to SQ3)

(For respondents who answered “4 Took leave from work” in Q1)

SQ1. Why did you take leave from work last month (Jan.), even though you have a job?

- 1 Because of my own health
- 2 Because of late stock buy-in, weak markets, etc.
- 3 To prepare for opening business
- 4 For childcare leave
- 5 For nursing care leave
- 6 Other()

(If you answered SQ1, proceed to Q3 on the next page)

(For respondents who answered “5 Was looking for work” in Q1)

SQ2. (1) Which method did you mostly use to look for work?

- 1 Registered with a Public Employment Security Office
- 2 Used job offer advertisements and magazines
- 3 Used a private employment placement service
- 4 Asked schools and/or acquaintances for recommendations and introductions
- 5 Asked my former company for introductions
- 6 Applied directly to businesses making job offers
- 7 Other ()

(2) How many days did you spend in total last month

(Jan.) looking for work?

 days

(3) How much money did you spend in total last month

(Jan.) looking for work?

 thousand yen

(4) Did you receive unemployment insurance benefits?

1 Yes I did → For how many months?

2 No, I did not

3 I did not have employment insurance coverage

 months

(Respondents who answered SQ2 proceed to Q2 on the next page)

(For respondents who answered “6 Attended school; kept house; other” in Q1)

SQ3. What did you mostly do last month (Jan.)?

- | | |
|-------------------------------------|---|
| 1 Mostly attended school | 5 Life after retirement |
| 2 Mostly housework & childcare | 6 Preparation for study abroad or move overseas |
| 3 Treatment of my illness or injury | 7 Other () |
| 4 Nursing care of family member | |

(Respondents who answered SQ3, proceed to Q2 on the next page)

(For respondents who answered 5 or 6 in Q1 on the previous page)

Q2. Did you perform any paid work over the past year?

1
Yes

2
No

(Respondents who answered Q2, proceed to Q7 on p. 12)

(For respondents who answered 1–4 in Q1 on the previous page)

Q3. This question concerns your regular work. If you have more than one job, respond for the job which generates the highest income.

Enter the nature of your job inside the parentheses with a specific description such as automobile salesperson, supermarket cashier, junior high school teacher or furniture maker, and then answer the following questions.

(Job description:)

(1) What is the nature of the work you usually do?

- 1** Agriculture, forestry, or fishery worker
- 2** Mine worker
- 3** Salesperson (retail or wholesale shop manager or worker, outside salesperson, real estate agent, etc.)
- 4** Service worker (worker, cleaner, etc. at a barber shop, beauty parlor, restaurant, inn, etc.)
- 5** Manager (national or local government assembly member; section chief or higher position at a company, organization or government office)
- 6** Clerical worker (general clerk, accountant, operator, sales clerk, etc.)
- 7** Transportation or communications worker (railway or motor vehicle driver; ship or airplane pilot; conductor; cable or wireless radio operator, etc.)
- 8** Manufacturing, construction, maintenance or freight worker
- 9** Information technology engineer (systems engineer, programmer, etc.)
- 10** Specialized or technical worker *excluding IT engineer
(company researcher or engineer; medical practitioner; legal practitioner; teacher; artist; etc.)
- 11** Public safety employee (SDF, police, fire department, security guard, etc.)
- 12** Other ()

(2) What is the legal structure of the company or office (store, office, factory, etc.) where you usually work? If you work at a family business, respond “proprietorship”.

- 1** Proprietorship
- 2** Corporation
- 3** Non-profit corporation (educational corporation, medical corporation, foundation, association, NPO or other public benefit corporation)
- 4** Government organ

(3) What is the nature of the work of the company or office where you usually work?

- 1 Agriculture
- 2 Fishery, forestry, marine products
- 3 Mining
- 4 Construction
- 5 Manufacturing (including publishing and printing)
- 6 Wholesale, retail (including department stores and supermarkets)
- 7 Restaurants, accommodations
- 8 Finance, insurance
- 9 Real estate
- 10 Transportation
- 11 Information services and surveys
- 12 Information & telecommunications other than information services and surveys
(telephone and other communications, broadcasting, internet services)
- 13 Utilities (provision of electricity, gas, water, heat)
- 14 Medicine, welfare
- 15 Education, learning support
- 16 Other services
- 17 Public service
- 18 Other ()

(4) How many employees does the company where you usually work have in total?

- | | |
|-----------------|-----------------------|
| 1 1- 4 persons | 4 100- 499 persons |
| 2 5-29 persons | 5 500 persons or more |
| 3 30-99 persons | 6 Government |

(5) Is the place where you usually work in the same city, town or village as your residence?

- 1 Same city, ward, town or village
- 2 Same prefecture , other city, ward, town or village
- 3 Other prefecture (Prefecture)

(6) What is the form of your employment?

- 1 Self-employed (restaurant; wholesale or retail shop; agriculture; etc.)
- 2 Professional (doctor; lawyer; accountant; tax accountant; author; etc.)
- 3 Worker at family business (restaurant; wholesale or retail shop; agriculture; etc.)
- 4 Working at home without an employee relationship with a company
- 5 Wage worker (working at a company, organization, etc.) (as an employee of an employer)
- 6 Consigned work or subcontractor (without an employee relationship)

(If you answered 1, 2, 3, 4 or 6, proceed to (11) on p.9)

(If you answered 5, proceed to (7) on the next page)

((7) is for respondents who answered “5 Wage worker” in (6))

(7) What is your work status at your company?

- 1 Full-time, regular employee – no title
 - 2 Full-time, regular employee – with title
 - 3 Full-time, regular employee - manager
 - 4 Contract employee
 - 5 Part-time worker
 - 6 Subcontracted worker
 - 7 Specialized contract employee
- (Proceed to (9))

((8) is for respondents who answered 4-7 in (7))

(8) Why do you work under that work status?

- 1 I wanted to work as a regular employee but no company would hire me
- 2 The wages and working terms and conditions are good
- 3 I could not work as a regular employee due to personal reasons
- 4 Other ()

((9) is for respondents who answered “5. Wage Worker” in (6))

(9) What is your contract period at the place where you usually work?

- 1 Employment contract with no period specified
 - 2 Employment contract with period specified (initial contract at this workplace)
 - 3 Employment contract with period specified (renewed contract at this workplace)
- Contract period months

(For respondents who answered “3”)

SQ. How many times have you renewed your contract?

Contract renewed times

((10) is for respondents who answered “5. Wage worker” in (6))



(10) Are you working at home?

(Working at home is the form of work doing work at home, without going to a company)

- 1 My company does not have working at home
- 2 My company has working at home, but I do not work at home
- 3 I sometimes work at home, and I have a room just for working at my home
- 4 I sometimes work at home, but I do not have a room just for working at my home

(For respondents who answered 1-4 in Q1 on page 5)

- (11) Over the past one year, did you receive education or training, or attend lectures or school courses at the direction of or being sent by the company where you work?

1	2	3
I am now	I did	I did not
<hr/>		<hr/>
		 (to (15))

((12) through (14) are for respondents who answered 1 or 2 in (11))

- (12) About how many days in total did you spend in education, training, lectures and courses over the past year?

1	2	3	4	5
3 days or less	4-10 days	11-30 days	31 days - less than 3 months	3 months or more

- (13) Who mostly paid for the education, training, lectures and courses?

- 1** Mostly the company
- 2** Mostly myself and my family
- 3** Mostly national or regional government public funds
- 4** Other ()

- (14) Could the knowledge you gained from the education, training, lectures and courses be used even if you switched to a different company?

- 1** It could almost all be used at any other job
- 2** It could almost all be used if I switched to the same type of job with the same type of work
- 3** Some of it could be used and some of it could not be used if I switched to the same type of job with the same type of work
- 4** Almost none of it could be used, even if I switched to the same type of job with the same type of work
- 5** It could not be used at all if I switched jobs

(For respondents who answered 1-4 in Q1 on page 5)

- (15) Are you a member of a labor union?

- 1** There is no labor union at my workplace
- 2** There is a labor union, but I am not a member
- 3** I am a member of the workplace labor union
- 4** I am a member of a labor union other than the workplace labor union
- 5** Not applicable (self-employed or professional)

(16) What was your income from your main job last year? Please enter your gross income before deductions for taxes and social insurance.

Last year

--	--	--	--

ten thousand yen

0 No income

(17) Which type of compensation and how much compensation did you receive for your work last year (from Jan. through Dec.)? If you had more than one job, respond for the job which generated the highest income.

1 Monthly Salary	2 Weekly Salary	3 Daily Wage	4 Hourly Wage	5 Annual Salary
----------------------------	---------------------------	------------------------	-------------------------	---------------------------

↓

↓

↓

↓

① About how much do you earn from this job each month (including overtime; not including bonuses; pre-tax)?

② What is your daily wage?

③ What is your hourly wage?

④ What is your annual salary?

Per month

Per day

Per hour

Per year

--	--	--	--

thousand yen

--	--	--	--	--	--	--	--

yen

--	--	--	--	--	--	--	--

yen

--	--	--	--

ten thousand yen

(18) How much did you receive in bonuses last year? Please enter the total for summer, winter and other bonuses.

--	--	--	--

ten thousand yen

0 None

Q4. This question concerns spouse allowances.

(1) Does your company have a spouse allowances (allowances for spouses who are unemployed or earn less than a certain income) system?

1
Yes

2
No

3
Do not know

↓

→ (to Q5 on the next page)

SQ. How much is the monthly spouse allowance?

--	--

thousand yen

× Do not know

(2) Are you receiving a spouse allowance?

1
Yes

2
No

Q5. These questions concern annual income adjustments and working hours adjustments.

(1) Did you make some sort of annual income or working hours adjustment during last year?



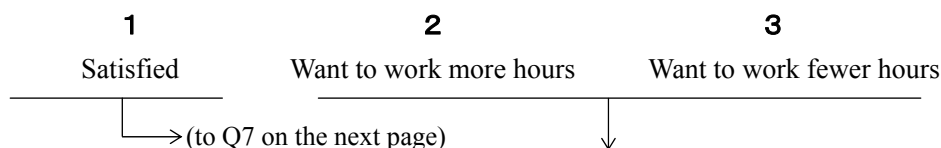
(2) Why did you make the adjustment? Please circle all the items that apply. (Multiple responses permitted).

- 1 Because I would have been obliged to pay taxes if I exceeded the tax-exempt limit (¥1.03 million) for my own income taxes
- 2 Because I would have lost my spouse tax credit and my special tax deduction for spouse would have decreased if my income exceeded a certain amount
- 3 Because my spouse would have lost the company spouse allowance if my income exceeded a certain amount
- 4 Because I would have lost my status as a dependent under my spouse's health insurance, pension and other systems if my income exceeded a certain amount (¥1.3 million), and been obliged to join these systems myself
- 5 Because I would have been obliged to join employment insurance if my prescribed working hours reached 20 hours per week
- 6 Because I would have been obliged to join health insurance, pension and other systems if my working hours reached 3/4 the prescribed working hours of regular employees
- 7 For company reasons, so I would not be required to join employment insurance, pension or other systems
- 8 Other ()

(3) This question concerns your working hours. If you have more than one job, respond for the job which generates the highest income. Include overtime provided for free in items concerning overtime.

- 1) On average, how many days of paid work do you perform each month? days/month
- 2) On average, how many hours of paid work do you perform each week (including overtime)? hours/week
- 3) Of those, how many are overtime hours?
(Leave this blank if you are self-employed or otherwise do not receive overtime) hours/week
- 4) How many are overtime hours paid at increased wages for overtime work? hours/week

Q6. (1) Are you satisfied with your present working hours (including all overtime)?



(2) On average, about how many more hours (or fewer hours) would you like to work each week?

hours/week

(For all respondents)

Q7. Are you working at the same job you were working at one year ago?

- 1 I am at the same company or organization as 1 year ago, and at the same workplace (continuous employment with no transfer)
- 2 I am at the same company or organization as 1 year ago, but at a different workplace (continuous employment with transfer)
- 3 I remain an employee of the same company or organization as 1 year ago, but I am working at a different company or organization (temporary transfer)
- 4 I am at a different company or organization from 1 year ago (job switch)
- 5 I was newly employed during the past year (new employment)
- 6 I quit the job I had 1 year ago, and became unemployed (left employment)
- 7 I was on leave for childcare, nursing care, etc. during the past year (on leave)
- 8 I was unemployed 1 year ago and I am still unemployed (continued unemployment)

(For respondents who answered 4 or 6 in Q7)

SQ. Why did you quit the company or organization where you were working 1 year ago?

- 1 Business establishment closed; company went bankrupt; discontinued own business
- 2 Layoff or personnel shake-up
- 3 Anxiety about the future (business declining, etc.)
- 4 For other employer or business reasons
- 5 For retirement or commensurate reasons
- 6 To look for work with better terms
- 7 To get married
- 8 For birth and/or childcare
- 9 To give nursing care
- 10 For housework; to attend school
- 11 For health reasons
- 12 Other ()

(For all respondents)

Q8(1) Please circle all of the following items that apply concerning your employment status last year (Jan.-Dec.). (Multiple responses permitted)

- | | |
|---|---|
| 1 Worked all year long | 4 Did not work all year long |
| 2 Had a job, but took leave all year long | 5 Did not take any leave |
| 3 Looked for work all year long | 6 Did not look for work at all, all year long |

(2) During last year, if there were any specific periods when you(a)worked, (b)took leave from work, or (c) looked for work, circle all of the following months that apply. If there were months when you both worked and looked for work, or both took leave from work and looked for work, then circle the months for both. However, do not circle the same month for both worked and took leave from work.

(a) Months when I primarily worked

Jan	Feb	March	April	May	June	July	Aug	Sept	Oct	Nov	Dec
1	2	3	4	5	6	7	8	9	10	11	12

(b) Months when I took leave from work while still keeping a main job

Jan	Feb	March	April	May	June	July	Aug	Sept	Oct	Nov	Dec
1	2	3	4	5	6	7	8	9	10	11	12

(c) Months when I primarily looked for work

Jan	Feb	March	April	May	June	July	Aug	Sept	Oct	Nov	Dec
1	2	3	4	5	6	7	8	9	10	11	12

Q9. During last year (Jan.-Dec.) did you ever have a side job in addition to your main job?

- | | | |
|----------------|---------------------|--|
| 1 | 2 | 3 |
| Had a side job | Side job prohibited | Side job allowed, but did not have one |

Q10. What was the nature of your first work after graduation?

- 1** Agriculture, forestry, or fishery worker
- 2** Mine worker
- 3** Salesperson (retail or wholesale shop manager or worker, outside salesperson, real estate agent, etc.)
- 4** Service worker (worker, cleaner, etc. at a barber shop, beauty parlor, restaurant, inn, etc.)
- 5** Manager (national or local government assembly member; section chief or higher position at a company, organization or government office)
- 6** Clerical worker (general clerk, accountant, operator, sales clerk, etc.)
- 7** Transportation or communications worker (railway or motor vehicle driver; ship or airplane pilot; conductor; cable or wireless radio operator, etc.)
- 8** Manufacturing, construction, maintenance or freight worker
- 9** Information technology engineer (systems engineer, programmer, etc.)
- 10** Specialized or technical worker *excluding IT engineer
(company researcher or engineer; medical practitioner; legal practitioner; teacher; artist; etc.)
- 11** Public safety employee (SDF, police, fire department, security guard, etc.)
- 12** Other ()

Q11. These questions concern your employment condition during childbirth and child raising periods.

What was your employment condition around the time you had your first child? (Male respondents should also answer)

(Please answer whether you live together with or separate from your children)

- 1** Do not have any children —————→ (to p.15)
- 2** Did not have a job before learning of the pregnancy —————→ (to p.15)
- 3** Had a job before the birth, but quit job for birth and/or child raising.
 Quit job: yrs months before the birth; or
 yrs months after the birth
- 4** Retained job before and after the birth
 Took maternity leave for yrs months after the birth
- 5** Retained job before and after the birth, with no leave (male respondents)

SQ1. What was the form of your employment just before learning about the pregnancy with your first child?

- 1** Self-employed, worker at family business, professional
- 2** Regular company employee
- 3** Teacher, nurse or other specialist
- 4** Public servant other than specialist
- 5** Subcontracted worker, contract employee, specialized contract employee
- 6** Part-time worker

SQ2. Did your employer have the following systems? If so, did you use it?

(1) Childcare leave system

1	2	3
Had system	Had system but was not eligible	Did not have system
↓		→ (to (3) Nursing care leave system)

(2) Did you use the childcare leave system?

1	2
Yes	No

(3) Nursing care leave system

1	2	3
Had system	Had system but was not eligible	Did not have system
↓		→ (to next page)

(4) Did you use the nursing care leave system?

1	2
Yes	No



These questions concern your use of time and health.

Q1. This question concerns your use of time. How frequently do you perform each of the following daily activities? Also, please specify the time you spend for those activities you perform at least once a week. (Please answer to the first decimal point, except for "Commute to school or work".)

Frequency	Almost every day	A few times per week	Once a week	Almost never	Never
Commute to school or work (one-way)	Avg. <input type="text"/> ¹ min	Avg. <input type="text"/> ² min.	Avg. <input type="text"/> ³ min.	4	5
Housework (prepare meals, laundry, grocery shopping, cleaning)	Avg. <input type="text"/> ¹ hrs/day	Avg. <input type="text"/> ² hrs/wk	Avg. <input type="text"/> ³ hrs/wk	4	5
Childcare	Avg. <input type="text"/> ¹ hrs/day	Avg. <input type="text"/> ² hrs/wk	Avg. <input type="text"/> ³ hrs/wk	4	5
Training or study for work	Avg. <input type="text"/> ¹ hrs/day	Avg. <input type="text"/> ² hrs/wk	Avg. <input type="text"/> ³ hrs/wk	4	5
Volunteer activities	Avg. <input type="text"/> ¹ hrs/day	Avg. <input type="text"/> ² hrs/wk	Avg. <input type="text"/> ³ hrs/wk	4	5

Q2. How is your health normally?

1	2	3	4	5
Good	Pretty good	Normal	Not so good	Bad

Q3. What is your height? cm ☒ Do not know

Q4. What is your weight? kg ☒ Do not know

Q5. Do you presently experience any of the following conditions? Circle the number that applies for each item (circle one number for each item)

	Often	Sometimes	Rarely	Never
• Headaches or dizziness -----	1	2	3	4
• Palpitations, out of breath -----	1	2	3	4
• Digestive problems -----	1	2	3	4
• Back, lower back, shoulder pain -----	1	2	3	4
• Tire easily -----	1	2	3	4
• Catch cold easily -----	1	2	3	4
• Often become irritated -----	1	2	3	4
• Trouble falling to sleep -----	1	2	3	4
• Find seeing people tiresome -----	1	2	3	4
• Lost work concentration -----	1	2	3	4
• Dissatisfied with life -----	1	2	3	4
• Anxiety about the future -----	1	2	3	4

Q6. Do you smoke cigarettes?

1	2	3	4
Every day	Sometimes	Used to smoke but do not now	Never smoked

↓

→ (to Q7)

SQ. How many cigarettes do you presently smoke per day?

Presently cigarettes/day

(For all respondents)

Q7. Please circle the number that corresponds to your recent alcohol drinking habits.

1	2	3	4
Never drink	Few times/month	1-2 times/week	3+ times/week

Q8.(1) On average, how many minutes do you walk per day in commuting to school or work?

minutes 0 do not walk

(2) How many days do you exercise (exercise which makes you sweat) each week, outside of work?

(Circle one only)

- | | | |
|-----------------|-----------------|--------------------------|
| 1 1 day | 4 4 days | 7 7 days (daily) |
| 2 2 days | 5 5 days | 8 Do not exercise |
| 3 3 days | 6 6 days | |

Q9. On average, how long do you sleep each day?

Presently average of hours minutes per day

Q10. Did you receive medical treatment or were you hospitalized last year?

(Multiple responses permitted)

- | | |
|---|--|
| 1 No health problems | 4 Was hospitalized |
| 2 Had symptoms, but took no action | 5 Purchased over-the-counter medicine |
| 3 Treatment at hospital or clinic | 6 Other () |

Q11. Did you receive a physical examination or cancer screening last year? (Multiple responses permitted)

- | |
|---|
| 1 No exam or screening |
| 2 Periodic company or municipal government screening |
| 3 Multiphase health screening |
| 4 Cancer screening |
| 5 Other () |

These questions concern your use of information devices.

Q1. Do you normally use a PC?

- 1 Use PC at work
- 2 Use PC at home (for personal use)
- 3 Use PC at work and at home
- 4 Do not use PC

Q2. Do your friends and family use the Internet?

- 1 They almost all use the Internet
- 2 Many of them use the Internet
- 3 Few of them use the Internet
- 4 Almost none of them use the Internet

Q3. Next, please respond regarding your frequency of use of PCs, mobile phones, and other information and communications devices. Also, please specify the time or frequency for those items with a use frequency of at least once a week. (For time, please answer to the first decimal point).

Frequency	Almost every day	A few times per week	Once a week	Almost never	Never
Use the Internet from a home PC	<p style="text-align: center;">1</p> <p>Avg. <input type="text"/> <input type="text"/> <input type="text"/> hrs/day</p>	<p style="text-align: center;">2</p> <p>Avg. <input type="text"/> <input type="text"/> <input type="text"/> hrs/wk</p>	<p style="text-align: center;">3</p> <p>Avg. <input type="text"/> <input type="text"/> <input type="text"/> hrs/wk</p>	4	5
<u>Frequency (No. of times)</u> (Respond for personal use)	Almost every day	A few times per week	A few times per month	Almost never	Never
Use mobile phone for e-mail or Internet	<p style="text-align: center;">1</p> <p>Avg. <input type="text"/> <input type="text"/> <input type="text"/> times/day</p>	<p style="text-align: center;">2</p> <p>Avg. <input type="text"/> <input type="text"/> <input type="text"/> times/wk</p>	<p style="text-align: center;">3</p> <p>Avg. <input type="text"/> <input type="text"/> <input type="text"/> times/wk</p>	4	5
Use fixed-line phone for telephone calls	<p style="text-align: center;">1</p> <p>Avg. <input type="text"/> <input type="text"/> <input type="text"/> times/day</p>	<p style="text-align: center;">2</p> <p>Avg. <input type="text"/> <input type="text"/> <input type="text"/> times/wk</p>	<p style="text-align: center;">3</p> <p>Avg. <input type="text"/> <input type="text"/> <input type="text"/> times/wk</p>	4	5
Use mobile phone or PHS for telephone calls	<p style="text-align: center;">1</p> <p>Avg. <input type="text"/> <input type="text"/> <input type="text"/> times/day</p>	<p style="text-align: center;">2</p> <p>Avg. <input type="text"/> <input type="text"/> <input type="text"/> times/wk</p>	<p style="text-align: center;">3</p> <p>Avg. <input type="text"/> <input type="text"/> <input type="text"/> times/wk</p>	4	5

Pages 19-33 are questions for the spouse of the respondent who is filling out the survey

On the questions in this section, “you” refers to the spouse of the respondent who is filling out the survey.



(For the spouse of the respondent who is filling out the survey)

These questions concern your parents and siblings.

Q1. Are your parents alive? (Do not include your spouse's parents)

- 1 Both parents alive
- 2 Father alive, mother deceased
- 3 Mother alive, father deceased
- 4 Both parents deceased

Q2. Answer regarding your living situation with your father when you married and began living together with your present spouse.

- 1 Living together
- 2 Living separately on the same plot
- 3 Living separately in the same city, ward, town or village
- 4 Living separately in some other location
- 5 He was deceased

Q3. Answer regarding your living situation with your mother when you married and began living together with your present spouse.

- 1 Living together
- 2 Living separately on the same plot
- 3 Living separately in the same city, ward, town or village
- 4 Living separately in some other location
- 5 She was deceased

Q4. How much financial assistance did you give to your parents last year?

Please include housing purchases, rent, land rent, living expenses and other provision of funds .

Last year ten thousand yen ☐ Did not give any financial assistance

Q5. How much financial assistance did you receive from your parents last year?

Please exclude inheritance items, but include housing purchases, rent, land rent, living expenses and other provision of funds and allowances.

Last year ten thousand yen ☐ Did not receive any financial assistance

Q6. How many brothers and sisters do you have? Please include any siblings who have already died.

(Do not include your spouse's brothers or sisters.)

Older brothers	<input type="text"/>	persons	<input type="radio"/> No older brothers
Younger brothers	<input type="text"/>	persons	<input type="radio"/> No younger brothers
Older sisters	<input type="text"/>	persons	<input type="radio"/> No older sisters
Younger sisters	<input type="text"/>	persons	<input type="radio"/> No younger sisters

(For the spouse of the respondent who is filling out the survey)

These questions concern your current schooling.

Q1. Are you presently attending school?

1 Yes

School location: 1 Same city, ward, town or village
2 Same prefecture, other city, ward, town or village
3 Other prefecture (_____ Prefecture)

2 No

Q2. These questions ask about your learning activities to improve your skills and abilities.

(1) During the year from last February until now, have you taken any actions (attended school, taken lectures, self-study, etc.) of your own will, to improve your skills and abilities for your own work?

1 Presently taking action 2 Took action 3 Did not take action
↓ → (to (4))

(2) How did you learn? Please circle all the items that apply. (Multiple responses permitted)

- 1 Attended vocational school or advanced vocational school
- 2 Attended trade school
- 3 Attended public vocational training
- 4 Attended university (degree program)
- 5 Attended graduate school (including adult education)
- 6 Took correspondence course (including university courses)
- 7 Attended university or other public lecture
- 8 Learned from TV or radio course and books
- 9 Attended lectures or seminars
- 10 Participated in company voluntary study group
- 11 Other ()

→ SQ. (Only for respondents who answered 1-5 in (2)) Did you graduate from that program?

1 Yes, completed and graduated 2 Have not yet completed or graduated

(3) How much time and money did you spend per month, on average, for that learning? (Include all expenses paid by you or your family, but do not include public assistance or assistance from your employer; enter "0" if you did not spend any money.)

Time: Approx. hours Money: Approx. ten thousand yen

(For all respondents)

(4) Did you make use of the Training and Education Benefits System over the past year?

- 1 Used it and received benefits
- 2 Am using it and will receive benefits
- 3 Know about the system, but have not used it
- 4 Do not know about the system, and have not used it

(5) (Only for respondents who answered 3 in (4))

Are you eligible to use the Training and Education Benefits System?

1 Yes 2 No 3 I do not know

(For the spouse of the respondent who is filling out the survey)

These questions concern your employment.

We begin by asking about your work.

Q1. Last month (January), did you perform any paid work (including paid work at family businesses)?

Please circle the item that most closely matches your activity (answer including part-time work).

Performed paid work			Did not perform any paid work		
1 Mostly worked			4 Took leave from work		
2 Worked while mostly attending school			5 Was looking for work		
3 Worked while mostly keeping house			6 Attended school; kept house; other		
1	2	3	4	5	6
<hr/>			<hr/>	<hr/>	<hr/>
			↓	→ (to SQ2)	→ (to SQ3)

(For respondents who answered “4 Took leave from work” in Q1)

SQ1. Why did you take leave from work last month (Jan.), even though you have a job?

- 1 Because of my own health
- 2 Because of late stock buy-in, weak markets, etc.
- 3 To prepare for opening business
- 4 For childcare leave
- 5 For nursing care leave
- 6 Other()

(If you answered SQ1, proceed to Q3 on the next page)

(For respondents who answered “5 Was looking for work” in Q1)

SQ2. (1) Which method did you mostly use to look for work?

- 1 Registered with a Public Employment Security Office
- 2 Used job offer advertisements and magazines
- 3 Used a private employment placement service
- 4 Asked schools and/or acquaintances for recommendations and introductions
- 5 Asked my former company for introductions
- 6 Applied directly to businesses making job offers
- 7 Other ()

(2) How many days did you spend in total last month

(Jan.) looking for work?

--	--

days

(3) How much money did you spend in total last month

(Jan.) looking for work?

--	--	--	--

thousand yen

(4) Did you receive unemployment insurance benefits?

1 Yes I did → For how many months?

2 No, I did not

3 I did not have employment insurance coverage

--	--

months

(Respondents who answered SQ2 proceed to Q2 on the next page)

(For respondents who answered “6 Attended school; kept house; other” in Q1)

SQ3. What did you mostly do last month (Jan.)?

- | | |
|-------------------------------------|---|
| 1 Mostly attended school | 5 Life after retirement |
| 2 Mostly housework & childcare | 6 Preparation for study abroad or move overseas |
| 3 Treatment of my illness or injury | 7 Other () |
| 4 Nursing care of family member | |

(Respondents who answered SQ3, proceed to Q2 on the next page)

(For the spouse of the respondent who is filling out the survey)

(For respondents who answered 5 or 6 in Q1 on the previous page)

Q2. Did you perform any paid work over the past year?

1
Yes

2
No

(Respondents who answered Q2, proceed to Q7 on p. 28)

(For respondents who answered 1–4 in Q1 on the previous page)

Q3. This question concerns your regular work. If you have more than one job, respond for the job which generates the highest income.

Enter the nature of your job inside the parentheses with a specific description such as automobile salesperson, supermarket cashier, junior high school teacher or furniture maker, and then answer the following questions.

(Job description:)

(1) What is the nature of the work you usually do?

- 1** Agriculture, forestry, or fishery worker
- 2** Mine worker
- 3** Salesperson (retail or wholesale shop manager or worker, outside salesperson, real estate agent, etc.)
- 4** Service worker (worker, cleaner, etc. at a barber shop, beauty parlor, restaurant, inn, etc.)
- 5** Manager (national or local government assembly member; section chief or higher position at a company, organization or government office)
- 6** Clerical worker (general clerk, accountant, operator, sales clerk, etc.)
- 7** Transportation or communications worker (railway or motor vehicle driver; ship or airplane pilot; conductor; cable or wireless radio operator, etc.)
- 8** Manufacturing, construction, maintenance or freight worker
- 9** Information technology engineer (systems engineer, programmer, etc.)
- 10** Specialized or technical worker *excluding IT engineer
(company researcher or engineer; medical practitioner; legal practitioner; teacher; artist; etc.)
- 11** Public safety employee (SDF, police, fire department, security guard, etc.)
- 12** Other ()

(2) What is the legal structure of the company or office (store, office, factory, etc.) where you usually work? If you work at a family business, respond “proprietorship”.

- 1** Proprietorship
- 2** Corporation
- 3** Non-profit corporation (educational corporation, medical corporation, foundation, association, NPO or other public benefit corporation)
- 4** Government organ

(For the spouse of the respondent who is filling out the survey)

(3) What is the nature of the work of the company or office where you usually work?

- 1 Agriculture
 - 2 Fishery, forestry, marine products
 - 3 Mining
 - 4 Construction
 - 5 Manufacturing (including publishing and printing)
 - 6 Wholesale, retail (including department stores and supermarkets)
 - 7 Restaurants, accommodations
 - 8 Finance, insurance
 - 9 Real estate
 - 10 Transportation
 - 11 Information services and surveys
 - 12 Information & telecommunications other than information services and surveys
(telephone and other communications, broadcasting, internet services)
 - 13 Utilities (provision of electricity, gas, water, heat)
 - 14 Medicine, welfare
 - 15 Education, learning support
 - 16 Other services
 - 17 Public service
 - 18 Other ()
-

(4) How many employees does the company where you usually work have in total?

- | | |
|-----------------|-----------------------|
| 1 1- 4 persons | 4 100- 499 persons |
| 2 5-29 persons | 5 500 persons or more |
| 3 30-99 persons | 6 Government |
-

(5) Is the place where you usually work in the same city, town or village as your residence?

- 1 Same city, ward, town or village
 - 2 Same prefecture , other city, ward, town or village
 - 3 Other prefecture (Prefecture)
-

(6) What is the form of your employment?

- 1 Self-employed (restaurant; wholesale or retail shop; agriculture; etc.)
- 2 Professional (doctor; lawyer; accountant; tax accountant; author; etc.)
- 3 Worker at family business (restaurant; wholesale or retail shop; agriculture; etc.)
- 4 Working at home without an employee relationship with a company
- 5 Wage worker (working at a company, organization, etc.) (as an employee of an employer)
- 6 Consigned work or subcontractor (without an employee relationship)

(If you answered 1, 2, 3, 4 or 6, proceed to (11) on p.25)

(If you answered 5, proceed to (7) on the next page)

(For the spouse of the respondent who is filling out the survey)

((7) is for respondents who answered "5 Wage worker" in (6))

(7) What is your work status at your company?

- 1 Full-time, regular employee – no title
 - 2 Full-time, regular employee – with title
 - 3 Full-time, regular employee - manager
 - 4 Contract employee
 - 5 Part-time worker
 - 6 Subcontracted worker
 - 7 Specialized contract employee
- Diagram: A bracket groups items 1, 2, and 3, with an arrow pointing to "(Proceed to (9))". A bracket groups items 4, 5, 6, and 7, with an arrow pointing down to the next section.

((8) is for respondents who answered 4-7 in (7))

(8) Why do you work under that work status?

- 1 I wanted to work as a regular employee but no company would hire me
- 2 The wages and working terms and conditions are good
- 3 I could not work as a regular employee due to personal reasons
- 4 Other ()

((9) is for respondents who answered "5. Wage Worker" in (6))

(9) What is your contract period at the place where you usually work?

- 1 Employment contract with no period specified
 - 2 Employment contract with period specified (initial contract at this workplace)
 - 3 Employment contract with period specified (renewed contract at this workplace)
- Diagram: An arrow points from item 3 to the text "Contract period" followed by a two-digit box and the word "months".

(For respondents who answered "3")

SQ. How many times have you renewed your contract?

Contract renewed times

((10) is for respondents who answered "5. Wage worker" in (6))

(10) Are you working at home?



(Working at home is the form of work doing work at home, without going to a company).

- 1 My company does not have working at home
- 2 My company has working at home, but I do not work at home
- 3 I sometimes work at home, and I have a room just for working at my home
- 4 I sometimes work at home, but I do not have a room just for working at my home

(For the spouse of the respondent who is filling out the survey)

(For respondents who answered 1-4 in Q1 on page 21)

- (11) Over the past one year, did you receive education or training, or attend lectures or school courses at the direction of or being sent by the company where you work?

1	2	3
I am now	I did	I did not
		 (to (15))

((12) through (14) are for respondents who answered 1 or 2 in (11))

- (12) About how many days in total did you spend in education, training, lectures and courses over the past year?

1	2	3	4	5
3 days or less	4-10 days	11-30 days	31 days - less than 3 months	3 months or more

- (13) Who mostly paid for the education, training, lectures and courses?

- 1** Mostly the company
 - 2** Mostly myself and my family
 - 3** Mostly national or regional government public funds
 - 4** Other ()
-

- (14) Could the knowledge you gained from the education, training, lectures and courses be used even if you switched to a different company?

- 1** It could almost all be used at any other job
 - 2** It could almost all be used if I switched to the same type of job with the same type of work
 - 3** Some of it could be used and some of it could not be used if I switched to the same type of job with the same type of work
 - 4** Almost none of it could be used, even if I switched to the same type of job with the same type of work
 - 5** It could not be used at all if I switched jobs
-

- (15) Are you a member of a labor union?

- 1** There is no labor union at my workplace
- 2** There is a labor union, but I am not a member
- 3** I am a member of the workplace labor union
- 4** I am a member of a labor union other than the workplace labor union
- 5** Not applicable (self-employed or professional)

(For the spouse of the respondent who is filling out the survey)

- (16) What was your income from your main job last year? Please enter your gross income before deductions for taxes and social insurance.

Last year

--	--	--	--

ten thousand yen 0 No income

- (17) Which type of compensation and how much compensation did you receive for your work last year (from Jan. through Dec.)? If you had more than one job, respond for the job which generated the highest income.

1 Monthly Salary	2 Weekly Salary	3 Daily Wage	4 Hourly Wage	5 Annual Salary
----------------------------	---------------------------	------------------------	-------------------------	---------------------------

↓

↓

↓

↓

① About how much do you earn from this job each month (including overtime; not including bonuses; pre-tax)?

② What is your daily wage?

③ What is your hourly wage?

④ What is your annual salary?

Per month

Per day

Per hour

Per year

--	--	--	--

thousand yen

--	--	--	--	--	--

yen

--	--	--	--	--	--

yen

--	--	--	--

ten thousand yen

- (18) How much did you receive in bonuses last year? Please enter the total for summer, winter and other bonuses.

--	--	--	--

ten thousand yen

0 None

Q4. This question concerns spouse allowances.

- (1) Does your company have a spouse allowances (allowances for spouses who are unemployed or earn less than a certain income) system?

1
Yes

2
No

3
Do not know

↓

→ (to Q5 on the next page)

SQ. How much is the monthly spouse allowance?

--	--

thousand yen

× Do not know

- (2) Are you receiving a spouse allowance?

1
Yes

2
No

(For the spouse of the respondent who is filling out the survey)

Q5. These questions concern annual income adjustments and working hours adjustments.

(1) Did you make some sort of annual income or working hours adjustment during last year?



(2) Why did you make the adjustment? Please circle all the items that apply. (Multiple responses permitted).

- 1 Because I would have been obliged to pay taxes if I exceeded the tax-exempt limit (¥1.03 million) for my own income taxes
 - 2 Because I would have lost my spouse tax credit and my special tax deduction for spouse would have decreased if my income exceeded a certain amount
 - 3 Because my spouse would have lost the company spouse allowance if my income exceeded a certain amount
 - 4 Because I would have lost my status as a dependent under my spouse's health insurance, pension and other systems if my income exceeded a certain amount (¥1.3 million), and been obliged to join these systems myself
 - 5 Because I would have been obliged to join employment insurance if my prescribed working hours reached 20 hours per week
 - 6 Because I would have been obliged to join health insurance, pension and other systems if my working hours reached 3/4 the prescribed working hours of regular employees
 - 7 For company reasons, so I would not be required to join employment insurance, pension or other systems
 - 8 Other ()
-

(3) This question concerns your working hours. If you have more than one job, respond for the job which generates the highest income. Include overtime provided for free in items concerning overtime.

- 1) On average, how many days of paid work do you perform each month?

--	--

 days/month
 - 2) On average, how many hours of paid work do you perform each week (including overtime)?

--	--	--

 hours/week
 - 3) Of those, how many are overtime hours?
(Leave this blank if you are self-employed or otherwise do not receive overtime)

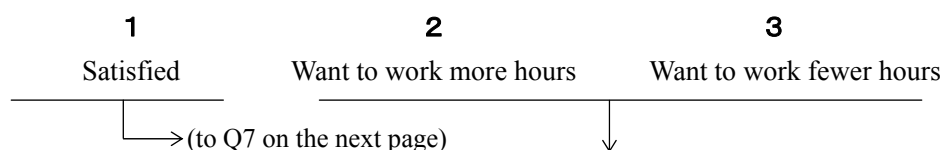
--	--	--

 hours/week
 - 4) How many are overtime hours paid at increased wages for overtime work?

--	--	--

 hours/week
-

Q6.(1) Are you satisfied with your present working hours (including all overtime)?



(2) On average, about how many more hours (or fewer hours) would you like to work each week?

--	--	--

 hours/week

(For the spouse of the respondent who is filling out the survey)

(For all respondents)

Q7. Are you working at the same job you were working at one year ago?

- 1 I am at the same company or organization as 1 year ago, and at the same workplace (continuous employment with no transfer)
- 2 I am at the same company or organization as 1 year ago, but at a different workplace (continuous employment with transfer)
- 3 I remain an employee of the same company or organization as 1 year ago, but I am working at a different company or organization (temporary transfer)
- 4 I am at a different company or organization from 1 year ago (job switch)
- 5 I was newly employed during the past year (new employment)
- 6 I quit the job I had 1 year ago, and became unemployed (left employment)
- 7 I was on leave for childcare, nursing care, etc. during the past year (on leave)
- 8 I was unemployed 1 year ago and I am still unemployed (continued unemployment)

(For respondents who answered 4 or 6 in Q7)

SQ. Why did you quit the company or organization where you were working 1 year ago?

- 1 Business establishment closed; company went bankrupt; discontinued own business
- 2 Layoff or personnel shake-up
- 3 Anxiety about the future (business declining, etc.)
- 4 For other employer or business reasons
- 5 For retirement or commensurate reasons
- 6 To look for work with better terms
- 7 To get married
- 8 For birth and/or childcare
- 9 To give nursing care
- 10 For housework; to attend school
- 11 For health reasons
- 12 Other ()

(For all respondents)

Q8(1) Please circle all of the following items that apply concerning your employment status last year (Jan.-Dec.). (Multiple responses permitted)

- | | | | |
|---|---|---|---|
| 1 | Worked all year long | 4 | Did not work all year long |
| 2 | Had a job, but took leave all year long | 5 | Did not take any leave |
| 3 | Looked for work all year long | 6 | Did not look for work at all, all year long |

(2) During last year, if there were any specific periods when you (a) worked, (b) took leave from work, or (c) looked for work, circle all of the following months that apply. If there were months when you both worked and looked for work, or both took leave from work and looked for work, then circle the months for both. However, do not circle the same month for both worked and took leave from work.

(a) Months when I primarily worked

Jan	Feb	March	April	May	June	July	Aug	Sept	Oct	Nov	Dec
1	2	3	4	5	6	7	8	9	10	11	12

(b) Months when I took leave from work while still keeping a main job

Jan	Feb	March	April	May	June	July	Aug	Sept	Oct	Nov	Dec
1	2	3	4	5	6	7	8	9	10	11	12

(c) Months when I primarily looked for work

Jan	Feb	March	April	May	June	July	Aug	Sept	Oct	Nov	Dec
1	2	3	4	5	6	7	8	9	10	11	12

(For the spouse of the respondent who is filling out the survey)

Q9. During last year (Jan.-Dec.) did you ever have a side job in addition to your main job?

- | | | |
|----------------|---------------------|--|
| 1 | 2 | 3 |
| Had a side job | Side job prohibited | Side job allowed, but did not have one |

Q10. What was the nature of your first work after graduation?

- 1** Agriculture, forestry, or fishery worker
- 2** Mine worker
- 3** Salesperson (retail or wholesale shop manager or worker, outside salesperson, real estate agent, etc.)
- 4** Service worker (worker, cleaner, etc. at a barber shop, beauty parlor, restaurant, inn, etc.)
- 5** Manager (national or local government assembly member; section chief or higher position at a company, organization or government office)
- 6** Clerical worker (general clerk, accountant, operator, sales clerk, etc.)
- 7** Transportation or communications worker (railway or motor vehicle driver; ship or airplane pilot; conductor; cable or wireless radio operator, etc.)
- 8** Manufacturing, construction, maintenance or freight worker
- 9** Information technology engineer (systems engineer, programmer, etc.)
- 10** Specialized or technical worker *excluding IT engineer
(company researcher or engineer; medical practitioner; legal practitioner; teacher; artist; etc.)
- 11** Public safety employee (SDF, police, fire department, security guard, etc.)
- 12** Other ()

Q11. These questions concern your employment condition during childbirth and child raising periods.

What was your employment condition around the time you had your first child? (Male respondents should also answer)

(Please answer whether you live together with or separate from your children)

- 1** Do not have any children —————→ (to p.31)
- 2** Did not have a job before learning of the pregnancy —————→ (to p.31)
- 3** Had a job before the birth, but quit job for birth and/or child raising.
 Quit job: yrs months before the birth; or
 yrs months after the birth
- 4** Retained job before and after the birth
 Took maternity leave for years months after the birth
- 5** Retained job before and after the birth, with no leave (male respondents)

SQ1. What was the form of your employment just before learning about the pregnancy with your first child?

- 1** Self-employed, worker at family business, professional
- 2** Regular company employee
- 3** Teacher, nurse or other specialist
- 4** Public servant other than specialist
- 5** Subcontracted worker, contract employee, specialized contract employee
- 6** Part-time worker

(For the spouse of the respondent who is filling out the survey)

SQ2. Did your employer have the following systems? If so, did you use it?

(1) Childcare leave system

1	2	3
Had system	Had system but was not eligible	Did not have system
↓		→ (to (3) Nursing care leave system)

(2) Did you use the childcare leave system?

1	2
Yes	No

(3) Nursing care leave system

1	2	3
Had system	Had system but was not eligible	Did not have system
↓		→ (to next page)

(4) Did you use the nursing care leave system?

1	2
Yes	No



(For the spouse of the respondent who is filling out the survey)

These questions concern your use of time and health.

Q1. This question concerns your use of time. How frequently do you perform each of the following daily activities? Also, please specify the time you spend for those activities you perform at least once a week. (Please answer to the first decimal point, except for "Commute to school or work".)

Frequency	Almost every day	A few times per week	Once a week	Almost never	Never
Commute to school or work (one-way)	Avg. <input type="text"/> ¹ min	Avg. <input type="text"/> ² min.	Avg. <input type="text"/> ³ min.	4	5
Housework (prepare meals, laundry, grocery shopping, cleaning)	Avg. <input type="text"/> ¹ hrs/day	Avg. <input type="text"/> ² hrs/wk	Avg. <input type="text"/> ³ hrs/wk	4	5
Childcare	Avg. <input type="text"/> ¹ hrs/day	Avg. <input type="text"/> ² hrs/wk	Avg. <input type="text"/> ³ hrs/wk	4	5
Training or study for work	Avg. <input type="text"/> ¹ hrs/day	Avg. <input type="text"/> ² hrs/wk	Avg. <input type="text"/> ³ hrs/wk	4	5
Volunteer activities	Avg. <input type="text"/> ¹ hrs/day	Avg. <input type="text"/> ² hrs/wk	Avg. <input type="text"/> ³ hrs/wk	4	5

Q2. How is your health normally?

1 **2** **3** **4** **5**
 Good Pretty good Normal Not so good Bad

Q3. What is your height? cm **X** Do not know

Q4. What is your weight? kg **X** Do not know

Q5. Do you presently experience any of the following conditions? Circle the number that applies for each item (circle one number for each item)

	Often	Sometimes	Rarely	Never
• Headaches or dizziness -----	1	2	3	4
• Palpitations, out of breath -----	1	2	3	4
• Digestive problems -----	1	2	3	4
• Back, lower back, shoulder pain -----	1	2	3	4
• Tire easily -----	1	2	3	4
• Catch cold easily -----	1	2	3	4
• Often become irritated -----	1	2	3	4
• Trouble falling to sleep -----	1	2	3	4
• Find seeing people tiresome -----	1	2	3	4
• Lost work concentration -----	1	2	3	4
• Dissatisfied with life -----	1	2	3	4
• Anxiety about the future -----	1	2	3	4

(For the spouse of the respondent who is filling out the survey)

Q6. Do you smoke cigarettes?

1	2	3	4
Every day	Sometimes	Used to smoke but do not now	Never smoked

↓

→ (to Q7)

SQ. How many cigarettes do you presently smoke per day?

Presently cigarettes/day

(For all respondents)

Q7. Please circle the number that corresponds to your recent alcohol drinking habits.

1	2	3	4
Never drink	Few times/month	1-2 times/week	3+ times/week

Q8.(1) On average, how many minutes do you walk per day in commuting to school or work?

minutes 0 do not walk

(2) How many days do you exercise (exercise which makes you sweat) each week, outside of work?

(Circle one only)

- | | | |
|----------|----------|-------------------|
| 1 1 day | 4 4 days | 7 7 days (daily) |
| 2 2 days | 5 5 days | 8 Do not exercise |
| 3 3 days | 6 6 days | |

Q9. On average, how long do you sleep each day?

Presently average of hours minutes per day

Q10. Did you receive medical treatment or were you hospitalized last year?

(Multiple responses permitted)

- | | |
|------------------------------------|---------------------------------------|
| 1 No health problems | 4 Was hospitalized |
| 2 Had symptoms, but took no action | 5 Purchased over-the-counter medicine |
| 3 Treatment at hospital or clinic | 6 Other () |

Q11. Did you receive a physical examination or cancer screening last year? (Multiple responses permitted)

- 1 No exam or screening
- 2 Periodic company or municipal government screening
- 3 Multiphase health screening
- 4 Cancer screening
- 5 Other ()

(For the spouse of the respondent who is filling out the survey)

These questions concern your use of information devices.

Q1. Do you normally use a PC?

- 1 Use PC at work
- 2 Use PC at home (for personal use)
- 3 Use PC at work and at home
- 4 Do not use PC

Q2. Do your friends and family use the Internet?

- 1 They almost all use the Internet
- 2 Many of them use the Internet
- 3 Few of them use the Internet
- 4 Almost none of them use the Internet

Q3. Next, please respond regarding your frequency of use of PCs, mobile phones, and other information and communications devices. Also, please specify the time or frequency for those items with a use frequency of at least once a week. (For time, please answer to the first decimal point).

Frequency	Almost every day	A few times per week	Once a week	Almost never	Never
Use the Internet from a home PC	<div>1</div> <div>Avg. <input type="text"/> <input type="text"/> hrs/day</div>	<div>2</div> <div>Avg. <input type="text"/> <input type="text"/> hrs/wk</div>	<div>3</div> <div>Avg. <input type="text"/> <input type="text"/> hrs/wk</div>	4	5
<u>Frequency (No. of times)</u> (Respond for personal use)	Almost every day	A few times per week	A few times per month	Almost never	Never
Use mobile phone for e-mail or Internet	<div>1</div> <div>Avg. <input type="text"/> <input type="text"/> times/day</div>	<div>2</div> <div>Avg. <input type="text"/> <input type="text"/> times/wk</div>	<div>3</div> <div>Avg. <input type="text"/> <input type="text"/> times/wk</div>	4	5
Use fixed-line phone for telephone calls	<div>1</div> <div>Avg. <input type="text"/> <input type="text"/> times/day</div>	<div>2</div> <div>Avg. <input type="text"/> <input type="text"/> times/wk</div>	<div>3</div> <div>Avg. <input type="text"/> <input type="text"/> times/wk</div>	4	5
Use mobile phone or PHS for telephone calls	<div>1</div> <div>Avg. <input type="text"/> <input type="text"/> times/day</div>	<div>2</div> <div>Avg. <input type="text"/> <input type="text"/> times/wk</div>	<div>3</div> <div>Avg. <input type="text"/> <input type="text"/> times/wk</div>	4	5

(For the spouse of the respondent who is filling out the survey)

(Please continue to the next page)



This section asks questions concerning the living environment,
household finances and housing for the entire household.

* Please answer all the questions yourself. If there is someone else who is more familiar with the household finances or other items, ask that person and then answer yourself.

This question concerns the disposal of household appliances.

Q1. For items subject to household appliances recycling (TVs, air conditioners, refrigerators, freezers, washing machines) disposed over the past year, please enter ① if your household disposed of the item, ② the number of units disposed, ③ the purchase year, ④ the reason for disposal, and ⑤ the disposal method.

	TV	Air conditioner	Refrigerator, Freezer	Washing machine	
① Household appliance disposal					
1 Disposed over past year	1	1	1	1	
2 Did not dispose over past year	2	2	2	2	(to SQ, next page)
② Number of units disposed	units	units	units	units	

Answer ③-⑤ for the oldest unit you disposed of

③ How long ago did you purchase the unit?	□ yrs ago	□ yrs ago	□ yrs ago	□ yrs ago	
④ Reason for disposal (circle the one main reason for each unit)					
Broken	1	1	1	1	
Replacement (with superior product)	2	2	2	2	
Replacement (considering energy conservation)	3	3	3	3	
Change of residence	4	4	4	4	
Other	5	5	5	5	
⑤ Disposal method (circle one for each unit)					
Paid recycling fee {	Turned over to retailer	1	1	1	1
	Turned over to manufacturer	2	2	2	2
	Turned over at designated location	3	3	3	3
	Turned over at intermediate collection site	4	4	4	4
	Turned over to designated corporation	5	5	5	5
	Turned over to private business designated by municipality	6	6	6	6
Sold to retailer or manufacturer	7	7	7	7	
Turned over to retailer or manufacturer for free	8	8	8	8	
Sold to second-hand dealer	9	9	9	9	
Turned over to second-hand dealer for free	10	10	10	10	
Gave to relative or acquaintance	11	11	11	11	
Other	12	12	12	12	

(to Air conditioner)

(to Refrigerator /freezer)

(to Washing machine)

(to SQ, next page)

SQ. Please circle the number that applies for each item concerning the system stipulated by the Home Appliance Recycling Law.

Home Appliance Recycling Law

- System is **1** easy to understand **2** difficult to understand
- Fee payment should be **1** when buying **2** when disposing
- Recycling fees are **1** high **2** normal (okay as they are) **3** low
- Fees should **1** be standard regardless of size **2** vary depending on size

The next questions concern ownership and disposal of automobiles.

Q2. Did your household purchase any automobiles over the past year?

1 Yes _____ ↓	2 No _____ ↘ (to Q4)
-------------------------------	--------------------------------------

Q3. Please enter the manufacturer and name of the automobiles purchased. Also, please indicate if you bought the automobiles new or used. If your household purchased multiple automobiles, please answer for up to two automobiles.

	Manufacturer	Name	New or Use
1 st car			1 New 2 Used
2 nd car			1 New 2 Used

Q4. Did your household dispose of any automobiles last year (Jan.-Dec.)?

1 Yes _____ ↓	2 No _____ ↘ (to next page)
-------------------------------	---

Q5. Enter the manufacturer and name of the automobiles you disposed of last year (Jan.-Dec.).

Please specify if the automobiles were scrapped or disposed of otherwise.

If your household disposed of multiple automobiles, please answer for up to two automobiles.

	Manufacturer	Name	Disposal Method
1 st car			1 Scrapped 2 Other
2 nd car			1 Scrapped 2 Other

These questions concern savings, assets and liabilities.

We ask about savings separately for “deposits” and “securities”.

- Deposits refer to the following types of items

Postal savings certificates, time deposits, installment savings and ordinary deposits
Bank, *shinkin bank*, etc. time deposits, installment savings and ordinary deposits
Company deposits, gold investment accounts, gold savings accounts, medium-term government bond funds, etc.

- Securities refer to the following types of items

Shares (market value), bonds (par value) and stock investment trusts (market value),
Corporate and public bond investment trusts (market value), loans in trust and money in trust (par value), etc.

Also, in this survey “savings” refers to monetary assets and does not include real estate, housing and other real assets. Give the value in yen for any foreign currency denominated financial products.

Q1. About how much savings does your household have in deposits and securities?
Please input the total household amount (for you, your spouse and children).

(1) About how much does your household presently have in deposits?

--	--	--	--	--

ten thousand yen

☐ Does not have any deposits

(2) About how much does your household presently have in securities?

--	--	--	--	--

ten thousand yen

☐ Does not have any securities

(3) Did your household buy any securities in the past year?

1 Yes

Purchase amount

--	--	--	--	--

ten thousand yen

2 No

(4) Did your household sell any securities in the past year?

1 Yes

Sales amount

--	--	--	--	--

ten thousand yen

2 No

Q2. Around how much is the total savings goal your household is now considering?

--	--	--	--	--

ten thousand yen

☒ No particular goal

Q3. Do your household finances presently include any borrowings? Include any unpaid monthly installment payments or * revolving loans, but do not include any credit card charges to be settled within 1-2 months.

*Revolving loans are a loan format which can be used any number of times within a preset credit limit, with a fixed monthly repayment amount determined at the start.

1

Yes



2

No

→ (to Q1 on p.38)

(For respondents who answered 1 in Q3)

SQ. Please enter your present household borrowings balance.

Total present household borrowings balance

--	--	--	--	--

ten thousand yen

These questions concern income.

Q1. For the following items, enter the amount of income the husband and wife earned last month (Jan.).

(Enter “0” for items for which you earned no income).

		(Husband) (Unit: thousand yen)	(Wife) (Unit: thousand yen)
(1) Employment income (before withholding)	→ ¥	<input type="text"/>	¥ <input type="text"/>
(2) Business or home work income (self-employment, before tax)	→ ¥	<input type="text"/>	¥ <input type="text"/>
(3) Asset income (deposit interest, share dividends, housing rent, land rent, etc.)	¥	<input type="text"/>	¥ <input type="text"/>
(4) Social security benefits (pension, child allowance, unemployment, etc.)	→ ¥	<input type="text"/>	¥ <input type="text"/>
Of which, pension benefits	→	<input type="text"/> thousand yen	<input type="text"/> thousand yen
Of which, unemployment benefits	→	<input type="text"/> thousand yen	<input type="text"/> thousand yen
(5) Gifts, remittances, etc. (allowances from parents, etc.)	→ ¥	<input type="text"/>	¥ <input type="text"/>
(6) Other income	→ ¥	<input type="text"/>	¥ <input type="text"/>
Total		→ ¥ <input type="text"/>	¥ <input type="text"/>

SQ. If you had any of the following types of income in (6) Other income in Q1, please enter in the amounts below.

		(Husband) (Unit: thousand yen)	(Wife) (Unit: thousand yen)
(1) Personal insurance or pension benefits other than social security	→ ¥	<input type="text"/>	¥ <input type="text"/>
(2) Securities sales profits	→ ¥	<input type="text"/>	¥ <input type="text"/>
(3) Asset (land, houses, etc.) sales profits	→ ¥	<input type="text"/>	¥ <input type="text"/>

Q2. (1) About how much was the husband's annual (pre-tax) income last year (Jan.-Dec.)? Do not include any income from the sale of assets (financial assets or real assets).

Husband's
annual(pre-tax) income

--	--	--	--

 ten thousand yen

(2) About how much was the wife's annual (pre-tax) income last year (Jan.-Dec.)? Do not include any income from the sale of assets (financial assets or real assets)

Wife's
annual(pre-tax) income

--	--	--	--

 ten thousand yen

(3) About how much was the household's annual (pre-tax) income last year (Jan.-Dec.)? Do not include any income from the sale of assets (financial assets or real assets)

Household's
annual(pre-tax) income

--	--	--	--

 ten thousand yen

(4) Did your household income last year increase or decrease from the year before?

1 Increased

--

 →
 2 Decreased

--

 → Approx.

--	--

 %
 3 Did not change

These questions concern expenditures.

Q1. Enter the amount your household spent on each of the following living expenditures last month (Jan.).

(Enter "0" for items which you did not buy)

(In addition to items bought with cash, include the amounts for items bought using credit cards, loans, automatic bank or postal savings payments; include the full sales price for items bought but being paid in installments).

(Unit: thousand yen)

- | | | | | | | | |
|--|---|---|--|--|--|--|--------------|
| (1) Food (excluding eating out and school lunches) ······ | → | <table border="1"><tr><td></td><td></td><td></td><td></td></tr></table> | | | | | thousand yen |
| | | | | | | | |
| (2) Eating out & school lunches ······ | → | <table border="1"><tr><td></td><td></td><td></td><td></td></tr></table> | | | | | thousand yen |
| | | | | | | | |
| (3) Rent, land rent, home repairs (excluding mortgages) ······ | → | <table border="1"><tr><td></td><td></td><td></td><td></td></tr></table> | | | | | thousand yen |
| | | | | | | | |
| (4) Electricity, gas, water (supply & sewage) ······ | → | <table border="1"><tr><td></td><td></td><td></td><td></td></tr></table> | | | | | thousand yen |
| | | | | | | | |
| (5) Furniture & household supplies ······ | → | <table border="1"><tr><td></td><td></td><td></td><td></td></tr></table> | | | | | thousand yen |
| | | | | | | | |
| (6) Clothing & shoes ······ | → | <table border="1"><tr><td></td><td></td><td></td><td></td></tr></table> | | | | | thousand yen |
| | | | | | | | |
| (7) Healthcare ······ | → | <table border="1"><tr><td></td><td></td><td></td><td></td></tr></table> | | | | | thousand yen |
| | | | | | | | |
| (8) Transportation (including automobile purchase expenses,
gasoline, commuting passes, etc.) | → | <table border="1"><tr><td></td><td></td><td></td><td></td></tr></table> | | | | | thousand yen |
| | | | | | | | |
| (9) Communications (postal & telephone) ······ | → | <table border="1"><tr><td></td><td></td><td></td><td></td></tr></table> | | | | | thousand yen |
| | | | | | | | |
| (10) Education ······ | → | <table border="1"><tr><td></td><td></td><td></td><td></td></tr></table> | | | | | thousand yen |
| | | | | | | | |
| (11) Culture & amusement ······ | → | <table border="1"><tr><td></td><td></td><td></td><td></td></tr></table> | | | | | thousand yen |
| | | | | | | | |
| (12) Entertaining & pocket money ······ | → | <table border="1"><tr><td></td><td></td><td></td><td></td></tr></table> | | | | | thousand yen |
| | | | | | | | |
| (13) Remittances & gifts ······ | → | <table border="1"><tr><td></td><td></td><td></td><td></td></tr></table> | | | | | thousand yen |
| | | | | | | | |
| (14) Other expenditures ······ | → | <table border="1"><tr><td></td><td></td><td></td><td></td></tr></table> | | | | | thousand yen |
| | | | | | | | |

Total ······	→	<table border="1"><tr><td></td><td></td><td></td><td></td></tr></table>					thousand yen

These questions concern expenditures over the past year.

Q2. Did your household pay contributions to any of the following social insurance programs over the last year?
 Answer separately for the husband and for the wife. (Multiple responses permitted) For third-party insured spouses (dependent spouses married to persons who subscribe to employee pensions), respond assuming that the subscriber pays the contributions, not the third-party insured spouse.

	National Pension	Employee Pension	Health Insurance	Nursing Insurance	Employment Insurance	Did not pay any contributions
Husband→	1	2	3	4	5	6
Wife →	1	2	3	4	5	6

Q3. Enter the applicable amounts below if your household had any expenditures over the past year on the following items aside from living expenses, taxes and social insurance contributions.

- (1) Loan repayments (including repayment for credit card purchases) →

--	--	--	--

 ten thousand yen
- Of which, mortgage payments →

--

 ten thousand yen
- (2) Purchases of assets (incl. land, housing) →

--	--	--	--	--

 ten thousand yen

Q4. Enter the applicable amounts below if your household had any educational or medical expenditures over the past year.

- (1) Preschool, kindergarten, primary school, Jr. high school, high school or university (including correspondence systems) →

--	--	--

 ten thousand yen
- (2) Vocational school →

--	--	--

 ten thousand yen
- (3) Study center or preparatory school →

--	--	--

 ten thousand yen
- (4) Other study (including correspondence education) →

--	--	--

 ten thousand yen
- (5) Medical expenses →

--	--	--

 ten thousand yen

These questions concern housing.

Q1. These questions concern the time when you moved into your present residence.

When did your household move into your present residence?

Year

Month

Q2. Was the head of your household at that time the same as the present head of your household?

1 Same **2** Different

SQ. (For respondents who answered 2 in the previous question)

Who was the head of your household at that time?

1 Respondent **2** Respondent's spouse **3** Other

(These questions concern changes in your household's residence over the past year.)

Q3. Did your household move or expand or remodel housing since January 2005?

1

Moved or expanded/remodeled

2

No change since last year

(to next page)

(to Q5 on p.44)



Q4.(1) What type of housing do you presently live in?

1	2	3	4	5
Detached House	Semi-detached house (town house, etc.)	Steel/concrete Condo (multi-family)	Wooden Apartment (multi-family)	Other ()
↓	→ (to (2))	↓	↓	→ (to (2))

(For respondents who answered 1 in Q4)

SQ1. How many stories is your house?

stories

SQ2. Does your house have a yard? If so,
how large is the yard?

1 Yes

m²

2 No

(For respondents who answered 3 or 4 in Q4)

SQ3. How many stories is the building?

stories

SQ4. Which floor do you live on?

Floor

(For all respondents)

(2) What is the total floor space? (2 tatami mats = 1 *tsubo* = 3.3m²)

m²

(3) What type of building do you live in?

- 1** Exclusive residential use
- 2** Residential & agricultural, forestry or fishing use
- 3** Residential & store or other mixed use
- 4** Non-residential

→ SQ. What is the commercial-use floor space?

m²

(4) How old is the building where you presently live?

years old

(5) Have you ever repaired or remodeled your home? How extensive was the work?

- | | | |
|-------------------|--------------|---------------|
| 1 | 2 | 3 |
| No; minor repairs | Some repairs | Major repairs |

(6) How many rooms do you have (bedrooms, living rooms, studies, dining rooms, kitchens)?

rooms

(7) How long does it take to walk to the closest train station or bus stop?

minutes

(8) Does your residence have amenities for the elderly? (Circle all the items that apply; multiple responses permitted)

- | | |
|--|--|
| 1 Handrails
2 Low bathtub walls for easy access
3 Hallways wide enough to accommodate wheelchairs | 4 No indoor floor-height differentials
5 Entrance from road is wheelchair accessible
6 No amenities for the elderly |
|--|--|

(For all respondents)

Q5. What is the ownership status of your home? (Respond “homeowner” if the home is in the name of parents or other family members)

1	2	3	4	5	6	7	8
Homeowner -detached house (plot owned)	Homeowner - condo (plot partially owned)	Homeowner - detached house or condo (plot regular lease)	Homeowner - detached house or condo (plot term lease)	Private rental housing	Public rental housing	Company housing or dormitory (incl. company leased housing)	Other ()
↓ (to SQ9 on next page)		↓		↓	↓ (to Q9 on p.49)		

SQ4. This question concerns the term lease system established in March 2000. Does your present residence have a fixed-term lease? (a residence for which a fixed-term building lease has been concluded).

- 1 Yes
2 No

SQ5. Did you renew your lease within the past 2 years?

- 1 Yes
2 No
- a) When? 1 2004
2 2005
3 2006

b) Renewal fee: thousand yen

(For respondents who answered 4 in Q5)

SQ1. How much did you pay as the guarantee deposit?

ten thousand yen

SQ2. Do you plan to buy the plot in the future?

- 1 Yes 2 No

(For respondents who answered 3 or 4 in Q5)

SQ3. How much is the land rent?
(per month)

ten thousand yen

(proceed to next page)

SQ6. This question continues asking about the term lease system established in March 2000.

Did you have a fixed-term lease when you moved into your present residence? (a residence for which a fixed-term building lease has been concluded)

- 1 Yes
2 No →(to Q7 on p.48)

SQ7. Has the lease contract format ever been changed (between regular lease and fixed-term lease)?

- 1 Yes
2 No
- ↓ (to Q7 on p.48)

SQ8. When was the lease contract format changed?

Year

(Respondents who answered 5–7 in Q5, proceed to Q7 on p. 48)

(For respondents who answered 1–4 “homeowner” in Q5)

These questions concern respectively the housing and plot where you presently live.

(For condos, enter the housing column only.)

SQ9. Around when did you purchase the real estate? (If you do not own the plot, enter housing amount only).

Housing Year Month Plot Year Month

SQ10. Approximately how much was the purchase price? (If you do not own the plot, enter housing amount only.)

Housing ten thousand yen Plot ten thousand yen

SQ11. How did you cover the expense? Enter the percentage covered by each source respectively for the housing and plot purchases. (If you do not own the plot, enter the percentage for housing only).

Housing			Plot		
Couple's savings	----->	<input type="text"/> 0 %	Couple's savings	----->	<input type="text"/> 0 %
Aid from parents	----->	<input type="text"/> 0 %	Aid from parents	----->	<input type="text"/> 0 %
Loan from parents	----->	<input type="text"/> 0 %	Loan from parents	----->	<input type="text"/> 0 %
Loan from Government Housing Loan Corp	----->	<input type="text"/> 0 %	Loan from Government Housing Loan Corp	----->	<input type="text"/> 0 %
Loan from other government-affiliated financial institution	->	<input type="text"/> 0 %	Loan from other government-affiliated financial institution	->	<input type="text"/> 0 %
Loan from private financial inst	->	<input type="text"/> 0 %	Loan from private financial inst	->	<input type="text"/> 0 %
Company financing	----->	<input type="text"/> 0 %	Company financing	----->	<input type="text"/> 0 %
Other()	->	<input type="text"/> 0 %	Other ()	->	<input type="text"/> 0 %
<hr/>			<hr/>		
Total		<input type="text"/> 100 %	Total		<input type="text"/> 100 %

SQ12. What is the approximate present total market value of the real estate (the price you would receive if you sold it)? (If you do not own the plot, enter housing value only).

Housing ten thousand yen Plot ten thousand yen

SQ13. How do you think the present market value will change next year? (If you do not own the plot, enter the housing value only).

Housing value will
1 Increase ☐ → Approx. %
2 Decrease ☐
3 Not change

Plot value will
1 Increase ☐ → Approx. %
2 Decrease ☐
3 Not change

SQ14. What is the appraised value of the real estate for property taxes? (If you do not own the plot, enter housing value only).

Housing ten thousand yen

Plot ten thousand yen

SQ15. What is the area of the plot? (Answer even if you reside in a condo or lease the plot)

Plot area m²

SQ16. How did you acquire the real estate? Choose the number of the acquisition method that applies for the housing and plot, respectively. (Select **7** if the title is in the name of parents or other family members).

Housing Plot

- | | |
|--|---|
| 1 All self-financing (including loans) | 5 Inherited from parents |
| 2 Received some assistance from parents | 6 Government Housing Loan Corp |
| 3 Joint purchase with parents | 7 Title in name of parents or family |
| 4 Gift from parents | 8 Other |

(For respondents who answered 1–4 homeowner in Q5)

These questions concern applications to private financial institutions for mortgage loans when you moved into your present housing.

Q6. Did you apply to a private financial institution for a mortgage loan?

- 1 No —————> (to Q9 on p.49)
- 2 Yes

SQ1. Did you have any of the following experiences when you applied to a private financial institution for a mortgage loan? Circle the numbers of all the items that apply. (Multiple responses permitted)

- 1 A private financial institution would not provide financing except under terms harsher than I desired (reduced lending amount, etc.)
- 2 A private financial institution would not provide financing at all even under terms harsher than I desired
- 3 I did not have experience 1 or 2 —————> (to Q9 on p.49)

SQ2. What do you think are the possible reasons why you received treatment 1 or 2 ?

Circle the numbers of all the items that apply. (Multiple responses permitted)

- | | |
|--|--|
| 1 Sex | 1 0 No. of years continuous employment |
| 2 Age | 1 1 Collateral value appraisal |
| 3 Family composition | 1 2 Conditions of transactions with financial institutions |
| 4 Annual income | 1 3 Conditions of credit card loans and other debts, and repayment history |
| 5 Owned assets | 1 4 Outside operations area of financial institution |
| 6 Repayment burden ratio | 1 5 Health conditions |
| 7 Industry type | 1 6 Other() |
| 8 Employment form (self-employed, contract employee, etc.) | 1 7 Do not know |
| 9 Employer scale | |

SQ3. As a result, were you able to receive financing from a private financial institution?

Circle the item that applies. (Circle one only)

- 1 Received financing under desired terms —————>(to Q9 p. 49)
- 2 Received financing under harsher terms than desired (reduced lending amount, etc.)
- 3 Did not receive any financing at all from a private financial institution

SQ4. If you were unable to receive the desired lending amount, which of the following funds procurement methods did you use? (Circle one only)

- 1 Covered insufficient amount with self-financing
- 2 Covered insufficient amount with financing from another financial institution
- 3 Other ()

(proceed to Q9 on p. 49)

(This page is for respondents who answered 5-7 [rental housing] in Q5 on p. 44)

Q7 (1) How much is the rent per month (excluding common charges and utilities)?

thousand yen

(2) How much are the common charges per month (including common charges and the common portion of utilities and repair fees)?

thousand yen

(3) Did you pay a security deposit?

1

Yes



2

No



(to (5))

(4) How much was the security deposit (to the first decimal point)?

month's rent

(5) Did you pay key money?

1

Yes



2

No



(to (7))

(6) How much was the key money (to the first decimal point)?

month's rent

(7) What is the remaining lease period?

years

months

Q8. These questions concern your experience applying for mortgage loans. Have you ever applied to a private financial institution for financing for the purpose of purchasing housing? (Circle one only)

1 No → (to next page)

2 Yes

SQ. Did you have any of the following experiences when you applied to a private financial institution for a loan? Circle the numbers of all the items that apply. (Multiple responses permitted)

1 A private financial institution would not provide financing except under terms harsher than I desired (reduced lending amount, etc.)

2 A private financial institution would not provide financing at all even under terms harsher than I desired

3 I did not have experience **1** or **2**

(For all respondents)

Q9. Which of the following indicates your living situation with your parents?

(Answer for the parent or spouse's parent who lives closest to you)

- 1 Live together with parents in the same building and share household expenses (joint household)
- 2 Live together with parents in the same building, but keep separate household expenses (semi-joint household)
- 3 Live in different buildings on the same plot with parents (semi-joint household)
- 4 Live in the same town or within 1km of parents (nearby residence)
- 5 Live in the same ward with parents (for residents of 14 major cities with wards)
- 6 Live in the same city, town or village with parents (for residents of other cities and county areas)
- 7 Live in the same prefecture with parents
- 8 Parents live in areas aside from 1-7 above
- 9 Parents are all deceased

SQ. Which is the parent who lives together with you or lives closest to you?

- | | | |
|------------------|---------------|----------------------------|
| 1 | 2 | 3 |
| Husband's parent | Wife's parent | Husband and wife's parents |
-

(For all respondents)

Q10 (1) Is there a possibility that you will inherit a parent's home in the future?

- | | |
|----------|----------|
| 1 | 2 |
| Yes | No |
-

(2) Is there a possibility that you will inherit some other housing or land in the future?

- | | |
|----------|----------|
| 1 | 2 |
| Yes | No |

SQ. (For respondents who answered "1 Yes")

Do you plan to live in that property?

- | | | |
|----------|-------------|----------|
| 1 | 2 | 3 |
| Yes | Do not know | No |

Q11. Have you and your spouse ever received any gifts or inheritance?

1 Yes _____	2 No _____
↓	→ (to next page)

SQ1. How many times have you and your spouse received gifts or inheritances?

1 Once **2** Twice **3** Three or more times

SQ2. For the three most recent gifts or inheritances, please enter (a) the year you received the gift or inheritance, (b) the category of the gift or inheritance, (c) the asset value or amount when received, (d) the giver, and (e) whether it was a gift or an inheritance. Circle the applicable numbers to respond to (b), (d) and (e).

(1) Regarding the most recent gift or inheritance

<p>(a) Year (Year received)</p> <p>(c) (Value or amount) ten thousand yen</p>	<p>(b) (Category)</p> <p>(d) (Giver)</p> <p>(e) (Gift or inheritance)</p>
	<div style="display: flex; justify-content: space-between;"><div><p>1 Cash, financial assets</p><p>2 Real assets (housing, land, etc.)</p><p>3 Other</p></div><div><p>1 Parents</p><p>2 Grandparents</p><p>3 Other relatives</p><p>4 Other</p></div><div><p>1 Gift</p><p>2 Inheritance</p></div></div>

(2) Regarding the second most recent gift or inheritance

<p>(a) Year (Year received)</p> <p>(c) (Value or amount) ten thousand yen</p>	<p>(b) (Category)</p> <p>(d) (Giver)</p> <p>(e) (Gift or inheritance)</p>
	<div style="display: flex; justify-content: space-between;"><div><p>1 Cash, financial assets</p><p>2 Real assets (housing, land, etc.)</p><p>3 Other</p></div><div><p>1 Parents</p><p>2 Grandparents</p><p>3 Other relatives</p><p>4 Other</p></div><div><p>1 Gift</p><p>2 Inheritance</p></div></div>

(3) Regarding the third most recent gift or inheritance

<p>(a) Year (Year received)</p> <p>(c) (Value or amount) ten thousand yen</p>	<p>(b) (Category)</p> <p>(d) (Giver)</p> <p>(e) (Gift or inheritance)</p>
	<div style="display: flex; justify-content: space-between;"><div><p>1 Cash, financial assets</p><p>2 Real assets (housing, land, etc.)</p><p>3 Other</p></div><div><p>1 Parents</p><p>2 Grandparents</p><p>3 Other relatives</p><p>4 Other</p></div><div><p>1 Gift</p><p>2 Inheritance</p></div></div>

Q12. Have you purchased land or housing to live in or use as a second house since Jan. 2005? (Including new housing and property in joint titles with parents)

1	2	3	4	5
Bought land only	Bought housing only	Bought housing and land	Bought condo	Did not buy
↓				└─> (to Q13 on p. 54)

SQ1. Why did you purchase housing since Jan. 2005? (Circle the numbers of all the reasons that apply)

- 1** Because of the housing acquisition promotion tax system (the so-called housing loan tax reduction system)
- 2** Because the tax reduction percentage under the housing acquisition promotion tax system (the so-called housing loan tax reduction system) is expected to be decreased from next year
- 3** Because the consumption tax rate is expected to increase in the near future
- 4** Because Government Housing Loan Corporation loans are expected to decrease in the future
- 5** Because I received retirement benefits
- 6** Because the spouse deduction will disappear in the future
- 7** Because the land and housing price declined
- 8** Because land and housing prices are expected to rise in the future
- 9** Because I inherited financial assets
- 10** Because I received the special gift tax exemption for money for acquisition of a dwelling
- 11** Because I formed an independent household (from marriage, employment, etc.)
- 12** Because I had a child, or for child education
- 13** Other ()

SQ2. How much was the purchase price? (For housing only and condo purchases, enter housing amount only; for land purchases enter land amount only).

Housing	<div style="display: flex; justify-content: space-between; height: 25px; border-bottom: 1px solid black;"> </div> <div style="display: flex; justify-content: space-between; height: 25px; border-bottom: 1px solid black;"> </div> <div style="display: flex; justify-content: space-between; height: 25px;"> 0 </div>	ten thousand yen
Land	<div style="display: flex; justify-content: space-between; height: 25px; border-bottom: 1px solid black;"> </div> <div style="display: flex; justify-content: space-between; height: 25px; border-bottom: 1px solid black;"> </div> <div style="display: flex; justify-content: space-between; height: 25px;"> 0 </div>	ten thousand yen
Total	<div style="display: flex; justify-content: space-between; height: 25px; border-bottom: 1px solid black;"> </div> <div style="display: flex; justify-content: space-between; height: 25px; border-bottom: 1px solid black;"> </div> <div style="display: flex; justify-content: space-between; height: 25px;"> 0 </div>	ten thousand yen

SQ3. How did you cover the expense?

		(Housing portion) (Unit: ten thousand yen)		(Land portion) (Unit: ten thousand yen)
Couple's savings.....→	¥	<input type="text" value=""/> <input type="text" value=""/> <input type="text" value=""/> <input type="text" value=""/> <input type="text" value="0"/>	¥	<input type="text" value=""/> <input type="text" value=""/> <input type="text" value=""/> <input type="text" value=""/> <input type="text" value="0"/>
Aid from husband's parents...→	¥	<input type="text" value=""/> <input type="text" value=""/> <input type="text" value=""/> <input type="text" value=""/> <input type="text" value="0"/>	¥	<input type="text" value=""/> <input type="text" value=""/> <input type="text" value=""/> <input type="text" value=""/> <input type="text" value="0"/>
Aid from wife's parents.....→	¥	<input type="text" value=""/> <input type="text" value=""/> <input type="text" value=""/> <input type="text" value=""/> <input type="text" value="0"/>	¥	<input type="text" value=""/> <input type="text" value=""/> <input type="text" value=""/> <input type="text" value=""/> <input type="text" value="0"/>
Loan from husband's parents→	¥	<input type="text" value=""/> <input type="text" value=""/> <input type="text" value=""/> <input type="text" value=""/> <input type="text" value="0"/>	¥	<input type="text" value=""/> <input type="text" value=""/> <input type="text" value=""/> <input type="text" value=""/> <input type="text" value="0"/>
Loan from wife's parents.....→	¥	<input type="text" value=""/> <input type="text" value=""/> <input type="text" value=""/> <input type="text" value=""/> <input type="text" value="0"/>	¥	<input type="text" value=""/> <input type="text" value=""/> <input type="text" value=""/> <input type="text" value=""/> <input type="text" value="0"/>
Loan from Government Housing Loan Corp. →	¥	<input type="text" value=""/> <input type="text" value=""/> <input type="text" value=""/> <input type="text" value=""/> <input type="text" value="0"/>	¥	<input type="text" value=""/> <input type="text" value=""/> <input type="text" value=""/> <input type="text" value=""/> <input type="text" value="0"/>
Loan from other government-affiliated Financial institution.....→	¥	<input type="text" value=""/> <input type="text" value=""/> <input type="text" value=""/> <input type="text" value=""/> <input type="text" value="0"/>	¥	<input type="text" value=""/> <input type="text" value=""/> <input type="text" value=""/> <input type="text" value=""/> <input type="text" value="0"/>
Loan from private financial inst. →	¥	<input type="text" value=""/> <input type="text" value=""/> <input type="text" value=""/> <input type="text" value=""/> <input type="text" value="0"/>	¥	<input type="text" value=""/> <input type="text" value=""/> <input type="text" value=""/> <input type="text" value=""/> <input type="text" value="0"/>
Company financing.....→	¥	<input type="text" value=""/> <input type="text" value=""/> <input type="text" value=""/> <input type="text" value=""/> <input type="text" value="0"/>	¥	<input type="text" value=""/> <input type="text" value=""/> <input type="text" value=""/> <input type="text" value=""/> <input type="text" value="0"/>
Other.....→	¥	<input type="text" value=""/> <input type="text" value=""/> <input type="text" value=""/> <input type="text" value=""/> <input type="text" value="0"/>	¥	<input type="text" value=""/> <input type="text" value=""/> <input type="text" value=""/> <input type="text" value=""/> <input type="text" value="0"/>
<hr/>				
Total.....→	¥	<input type="text" value=""/> <input type="text" value=""/> <input type="text" value=""/> <input type="text" value=""/> <input type="text" value="0"/>	¥	<input type="text" value=""/> <input type="text" value=""/> <input type="text" value=""/> <input type="text" value=""/> <input type="text" value="0"/>

SQ4. How much did you pay in brokerage and other fees upon purchase?

1 Brokerage fees	<input type="text" value=""/> <input type="text" value=""/> <input type="text" value=""/>	thousand yen
2 Taxes	<input type="text" value=""/> <input type="text" value=""/> <input type="text" value=""/>	thousand yen
3 Real estate acquisition tax	<input type="text" value=""/> <input type="text" value=""/> <input type="text" value=""/>	thousand yen
4 Registration and license tax	<input type="text" value=""/> <input type="text" value=""/> <input type="text" value=""/>	thousand yen
5 Consumption tax	<input type="text" value=""/> <input type="text" value=""/> <input type="text" value=""/>	thousand yen
6 Others (<input type="text" value=""/> <input type="text" value=""/> <input type="text" value=""/>)

SQ5. How did you collect information on new housing?

1	2	3
Advertisements	Websites	Others ()

SQ6. How long did you spend looking for the housing you bought?

<table><tr><td></td><td></td></tr></table>			years	<table><tr><td></td><td></td></tr></table>			months	<table><tr><td></td></tr></table>		weeks

SQ7. (For respondents who sold one home and bought another)

What was the price difference between the sales price of your old home and the purchase price of your new home?

1	(+)	<table><tr><td></td><td></td><td></td><td></td></tr></table>					ten thousand yen
2	(-)	<table><tr><td></td><td></td><td></td><td></td></tr></table>					ten thousand yen

(For all respondents)

Q13. Do you have a plan to move from your present home, build a new home, or purchase a home?

1	2	3
Have a specific plan	Considering, but no specific plan	No plan for the time being
	↓	→
		(to Q1 on p. 55)

SQ1. When do you expect to realize your plan?

- | | |
|---|--|
| 1 Within 1 year
2 1 year to less than 3 years
3 3 years to less than 6 years | 4 6 years or more
5 Do not know |
|---|--|

SQ2. Which of the following types of housing are you planning next?

- 1** Owned detached house (plot owned or partially owned)
 - 2** Owned detached house (plot regular lease)
 - 3** Owned detached house (plot term lease)
 - 4** Owned condo (plot partially owned)
 - 5** Owned condo (plot regular lease)
 - 6** Owned condo (plot term lease)
 - 7** Private rental housing
 - 8** Private rental housing (term lease)
 - 9** Public rental housing
 - 10** Public rental housing (term lease)
 - 11** Company housing or dormitory (incl. company leased housing)
 - 12** Other ()

}

→ (to Q1 on p.55)

(SQ3 and SQ4 are for respondents who answered 1–6 in SQ2)

SQ3. Where is the location of your planned housing?

- | | |
|--|--|
| 1 On same plot as present housing
2 Different location from present housing | → <div style="border: 1px solid black; width: 100px; height: 20px; display: inline-block;"></div> Prefecture |
|--|--|

SQ4. (For respondents in households planning to become homeowners in the near future.)

About how much money, in total, does your household need to purchase your home? And do you plan to use your own funds for some of this?

Please enter the amounts for both items below. If you are selling an old home and buying a new one, enter the full acquisition price of the new home (not the difference between the sales and purchase prices).

	(Housing and Construction Funds)	(Land Purchase Funds)
Total amount needed	<div style="border: 1px solid black; width: 150px; height: 25px; margin: 0 auto; display: flex; justify-content: space-between; align-items: center;"> 0 </div> <div style="text-align: right; margin-top: 5px;">ten thousand yen</div>	<div style="border: 1px solid black; width: 150px; height: 25px; margin: 0 auto; display: flex; justify-content: space-between; align-items: center;"> 0 </div> <div style="text-align: right; margin-top: 5px;">ten thousand yen</div>
Of which, own funds	<div style="border: 1px solid black; width: 150px; height: 25px; margin: 0 auto; display: flex; justify-content: space-between; align-items: center;"> 0 </div> <div style="text-align: right; margin-top: 5px;">ten thousand yen</div>	<div style="border: 1px solid black; width: 150px; height: 25px; margin: 0 auto; display: flex; justify-content: space-between; align-items: center;"> 0 </div> <div style="text-align: right; margin-top: 5px;">ten thousand yen</div>
Plan to take a loan	1 Yes 2 No	1 Yes 2 No
Gift expected	1 Yes 2 No	1 Yes 2 No

These questions concern mortgage loans.

(For all respondents)

Q1. Does your household presently have any mortgage loans?

1
Yes

2
No
→ (to Q2)

SQ1. How much is your total mortgage loan balance and how much did you repay in total over the past year (including refinancing)?

Total mortgage loan balance

				0
--	--	--	--	---

ten thousand yen

Total repaid over past year

[illegible]

ten thousand yen

O No repayments past year

SQ2. Do you intend to receive a mortgage loan tax credit for your mortgage loan balance at the end of 2005?

1 Yes \rightarrow

How much is the tax credit?

[illegible]

ten thousand yen

2 No \rightarrow

Reason(

)

SQ3. This question concerns the borrowing terms.

Is your mortgage loan fixed rate, variable rate, or a hybrid type (that can change from a fixed to a variable rate)? If it is a hybrid loan, when can the rate be changed?

1	Fixed rate → expires in		year ; remaining term		years		month
---	-------------------------	--	-----------------------	--	-------	--	-------

2 Variable rate

3 Hybrid loan

4 Fixed rate optional duration

Changes in		years
------------	--	-------

Initial interest rate	.	% (enter to 2 nd decimal point)
-----------------------	---	--

SQ4. Does your mortgage loan have equal monthly payments with interest or principal equal monthly payments?

1 Equal monthly payments with interest

2 Principal equal monthly payments

3 Other ()

(For all respondents)

Q2. Have you ever voluntarily repaid a mortgage loan in advance?

1

Yes



2

No

→ (end of survey)

SQ1. When did you repay the mortgage loan in advance? If you have repaid multiple mortgage loans in advance, answer for the most recent loan.

Year

--	--	--	--

Month

--	--

SQ2. Was it a lump-sum repayment (repaying the entire balance at once; including refinancing), or was it a partial repayment?

1

Lump-sum repayment

2

Partial repayment

Thank you very much for your cooperation.