

◎ Regarding Employment and Living Situation ◎
(The Keio Household Panel Survey)

Instructions

- This survey questionnaire is for respondents with spouses.
- Please answer the questions by circling the number of the applicable response, or by entering the applicable number in the blank square provided. When your answer is “other,” circle the number and write the specific details inside the parentheses. (When the space is not sufficient, write outside the parentheses).
- Please answer the questions in order. Some questions only apply to certain people. In those cases, please follow the directions.
- The survey includes somewhat personal questions about yourself and your family. These will be used for statistical analyses, so please answer the questions truthfully.
- If you do not know the answers to any of the questions concerning your family, please ask your family before responding.
- Some of the questions concern figures for the month of January. Please respond to those questions when you know the answers.

Survey officer _____ will collect your completed survey form around _____ (time) on _____ (date). Thank you very much for your cooperation.

We begin by asking questions regarding yourself.

Q1. (1) Sex

1
Male

2
Female

(2) What is your date of birth?

Year

--	--	--	--

 Month

--	--

 Day

--	--

(Continuous cohort)

Jan. 2007

Branch No.		Point No.			Subject No.		Panel No.					Inspector
							4					

These questions concern your family.

Q1. How many family members do you live with, including yourself?

persons

Q2. If there are any family members temporarily living separately for work, schooling, hospitalization, medical care, institutionalization or other reasons, how many are temporarily living separately?

person

☐ No one is temporarily living separately

Q3. For all family members, including those temporarily living separately specified above, please enter their relationship to you; sex; birth month and year; present schooling or employment status; whether they are living with you or separately; and their marital status.

Relationship to you (please specify)	Relation- ship code (see below)	Sex Male=1 Female=2	Birth month and year	Schooling or employment status (Circle one only.)	Living separately Living at together	Marital status Single Married
				Preschool Elem. or jr. high (public) Elem. or jr. high (private) High school (public) High school (private) Jr. college or college Vocational school Employed Homekeeping / childrearing Other (please specify)		
1 Reference person	<input type="text"/> <input type="text"/>			1 2 3 4 5 6 7 8 9 10 ()		1 2
2 My spouse	<input type="text"/> <input type="text"/>	1 M 2 F	<input type="text"/> Y <input type="text"/> M	1 2 3 4 5 6 7 8 9 10 ()	1 2	1 2
3 My _____	<input type="text"/> <input type="text"/>	1 M 2 F	<input type="text"/> Y <input type="text"/> M	1 2 3 4 5 6 7 8 9 10 ()	1 2	1 2
4 My _____	<input type="text"/> <input type="text"/>	1 M 2 F	<input type="text"/> Y <input type="text"/> M	1 2 3 4 5 6 7 8 9 10 ()	1 2	1 2
5 My _____	<input type="text"/> <input type="text"/>	1 M 2 F	<input type="text"/> Y <input type="text"/> M	1 2 3 4 5 6 7 8 9 10 ()	1 2	1 2
6 My _____	<input type="text"/> <input type="text"/>	1 M 2 F	<input type="text"/> Y <input type="text"/> M	1 2 3 4 5 6 7 8 9 10 ()	1 2	1 2
7 My _____	<input type="text"/> <input type="text"/>	1 M 2 F	<input type="text"/> Y <input type="text"/> M	1 2 3 4 5 6 7 8 9 10 ()	1 2	1 2
8 My _____	<input type="text"/> <input type="text"/>	1 M 2 F	<input type="text"/> Y <input type="text"/> M	1 2 3 4 5 6 7 8 9 10 ()	1 2	1 2
9 My _____	<input type="text"/> <input type="text"/>	1 M 2 F	<input type="text"/> Y <input type="text"/> M	1 2 3 4 5 6 7 8 9 10 ()	1 2	1 2
10 My _____	<input type="text"/> <input type="text"/>	1 M 2 F	<input type="text"/> Y <input type="text"/> M	1 2 3 4 5 6 7 8 9 10 ()	1 2	1 2

Relationship
Code

01 Spouse

02 Child

03 Child's spouse

04 Grandchild

05 Parent

06 Spouse's parent

07 Grandparent

08 Spouse's grandparent

09 Sibling

10 Spouse's sibling

11 Other relative

12 Other

Q4. In the above table, which number person is the head of household?

(The head of household is the main worker producing income)

1 2 3 4 5 6 7 8 9 10

Q5. Does the above table include any persons who keep separate household finances? If so, please enter the number of persons.

--

persons

0 No one keeps separate finances →

(proceed to Q6)

SQ. In the above table, which number persons keep separate household finances?

(Please circle all the numbers which apply)

1 2 3 4 5 6 7 8 9 10

Q6. Has your household experienced any of the following changes over the past one year?

(Please circle all the numbers which apply).

- 1 I had a child
 - 2 My parent or my spouse's parent moved in
 - 3 A household member returned home after temporarily living separately for work
 - 4 Other (the number of household members increased for other reasons)
 - 5 A household member left to temporarily live separately for work
 - 6 The number of household members decreased because a household member left
 - 7 The number of household members decreased because of death
 - 8 Other (the number of household members decreased for other reasons)
 - 9 I got married
 - 10 I got divorced from my spouse
 - 11 I separated from my spouse
 - 12 I (and my family) left parent's home and formed a separate household
 - 13 I (and my family) moved into parent's home and formed a joint household
 - 14 No particular changes
-

Q7. Were you living at the same address one year ago?

- 1 Yes, I was at the same address
- 2 No, I was at a different address (I moved here _____ months ago)

The questions on the following pages 3–14 are for the respondent filling out the survey forms. Questions on pages 16–27 are for the respondent's spouse.

These questions concern your parents.

Q1. Are your parents alive? (Do not include your spouse's parents)

- 1 Both parents alive
2 Father alive, mother deceased
3 Mother alive, father deceased
4 Both parents deceased
- (to next page)

Q2. How much financial assistance did you give to your parents last year?

Please include housing purchases, rent, land rent, living expenses and other financial assistance.

Last year ten thousand yen 0 Did not give any financial assistance

→ (to Q3)

SQ. What were the purposes of that financial assistance? (Multiple responses permitted)

- | | |
|---------------------------------|------------------|
| 1 Living expenses | 4 Rent |
| 2 Medical expenses | 5 Other () |
| 3 Housing purchasing assistance | 6 None |

Q3. How much financial assistance did you receive from your parents last year?

Please exclude inheritance items, but include housing purchases, rent, land rent, living expenses and other financial assistance and allowances.

Last year ten thousand yen 0 Did not receive any financial assistance

→ (to next page)

SQ. What were the purposes of that financial assistance? (Multiple responses permitted)

- | | |
|---------------------------------|------------------|
| 1 Living expenses | 4 Rent |
| 2 Medical expenses | 5 Other () |
| 3 Housing purchasing assistance | 6 None |

These questions concern your current schooling.

Q1. Are you presently attending school?

1 Yes

School location: 1 Same city, ward, town or village
2 Same prefecture, other city, ward, town or village
3 Other prefecture (_____ Prefecture)

2 No

Q2. These questions ask about your learning activities to improve your skills and abilities.

(1) During the year from last February until now, have you taken any actions (attended school, taken lectures, self-study, etc.) of your own will, to improve your skills and abilities for your own work?

1	2	3
Presently taking action	Took action	Did not take action
↓		→ (to (4))

(2) How did you learn? Please circle all the items that apply. (Multiple responses permitted)

- 1 Attended vocational school or advanced vocational school
- 2 Attended trade school
- 3 Attended public vocational training
- 4 Attended university (degree program)
- 5 Attended graduate school (including adult education)
- 6 Took correspondence course (including university courses)
- 7 Attended university or other public lecture
- 8 Learned from TV or radio course and books
- 9 Attended lectures or seminars
- 10 Participated in company voluntary study group
- 11 Other (_____)

→ SQ. (Only for respondents who answered 1-5 in (2)) Did you graduate from that program?

1	2
Yes, completed and graduated	Have not yet completed or graduated

(3) How much time and money did you spend per month, on average, for that learning? (Include all expenses paid by you or your family, but do not include public assistance or assistance from your employer; enter "0" if you did not spend any money.)

Time: Approx.

--	--	--

 hours Money: Approx.

--	--	--

 ten thousand yen

(For all respondents)

(4) Did you make use of the Training and Education Benefits System over the past year?

- 1 Used it and received benefits
- 2 Am using it and will receive benefits
- 3 Know about the system, but have not used it
- 4 Do not know about the system, and have not used it

(5) (Only for respondents who answered 3 in (4))

Are you eligible to use the Training and Education Benefits System?

1	2	3
Yes	No	I do not know

We begin by asking about your work.

Please circle the item that most closely matches your activity (answer including part-time work).

Performed paid work			Did not perform any paid work		
1 Mostly worked			4 Took leave from work		
2 Worked while mostly attending school			5 Was looking for work		
3 Worked while mostly keeping house			6 Attended school; kept house; other		
1	2	3	4	5	6
<hr/> <div style="display: flex; justify-content: space-between; align-items: center;"> <div style="border-top: 1px solid black; width: 150px; margin-bottom: 5px;"></div> <div style="border-top: 1px solid black; width: 150px; margin-bottom: 5px;"></div> <div style="border-top: 1px solid black; width: 150px; margin-bottom: 5px;"></div> </div> <div style="display: flex; justify-content: space-between; align-items: center;"> <div style="border-left: 1px solid black; width: 150px; margin-bottom: 5px;"></div> <div style="border-left: 1px solid black; width: 150px; margin-bottom: 5px;"></div> <div style="border-left: 1px solid black; width: 150px; margin-bottom: 5px;"></div> </div> <div style="display: flex; justify-content: space-between; align-items: center;"> <div style="border-bottom: 1px solid black; width: 150px; margin-bottom: 5px;"></div> <div style="border-bottom: 1px solid black; width: 150px; margin-bottom: 5px;"></div> <div style="border-bottom: 1px solid black; width: 150px; margin-bottom: 5px;"></div> </div> <div style="display: flex; justify-content: space-between; align-items: center;"> <div style="border-right: 1px solid black; width: 150px; margin-bottom: 5px;"></div> <div style="border-right: 1px solid black; width: 150px; margin-bottom: 5px;"></div> <div style="border-right: 1px solid black; width: 150px; margin-bottom: 5px;"></div> </div> <div style="display: flex; justify-content: space-between; align-items: center;"> <div style="border-top: 1px solid black; width: 150px; margin-bottom: 5px;"></div> <div style="border-top: 1px solid black; width: 150px; margin-bottom: 5px;"></div> <div style="border-top: 1px solid black; width: 150px; margin-bottom: 5px;"></div> </div> <div style="display: flex; justify-content: space-between; align-items: center;"> <div style="border-left: 1px solid black; width: 150px; margin-bottom: 5px;"></div> <div style="border-left: 1px solid black; width: 150px; margin-bottom: 5px;"></div> <div style="border-left: 1px solid black; width: 150px; margin-bottom: 5px;"></div> </div> <div style="display: flex; justify-content: space-between; align-items: center;"> <div style="border-bottom: 1px solid black; width: 150px; margin-bottom: 5px;"></div> <div style="border-bottom: 1px solid black; width: 150px; margin-bottom: 5px;"></div> <div style="border-bottom: 1px solid black; width: 150px; margin-bottom: 5px;"></div> </div> <div style="display: flex; justify-content: space-between; align-items: center;"> <div style="border-right: 1px solid black; width: 150px; margin-bottom: 5px;"></div> <div style="border-right: 1px solid black; width: 150px; margin-bottom: 5px;"></div> <div style="border-right: 1px solid black; width: 150px; margin-bottom: 5px;"></div> </div> <div style="display: flex; justify-content: space-between; align-items: center;"> <div style="border-top: 1px solid black; width: 150px; margin-bottom: 5px;"></div> <div style="border-top: 1px solid black; width: 150px; margin-bottom: 5px;"></div> <div style="border-top: 1px solid black; width: 150px; margin-bottom: 5px;"></div> </div> <div style="display: flex; justify-content: space-between; align-items: center;"> <div style="border-left: 1px solid black; width: 150px; margin-bottom: 5px;"></div> <div style="border-left: 1px solid black; width: 150px; margin-bottom: 5px;"></div> <div style="border-left: 1px solid black; width: 150px; margin-bottom: 5px;"></div> </div> <div style="display: flex; justify-content: space-between; align-items: center;"> <div style="border-bottom: 1px solid black; width: 150px; margin-bottom: 5px;"></div> <div style="border-bottom: 1px solid black; width: 150px; margin-bottom: 5px;"></div> <div style="border-bottom: 1px solid black; width: 150px; margin-bottom: 5px;"></div> </div> <div style="display: flex; justify-content: space-between; align-items: center;"> <div style="border-right: 1px solid black; width: 150px; margin-bottom: 5px;"></div> <div style="border-right: 1px solid black; width: 150px; margin-bottom: 5px;"></div> <div style="border-right: 1px solid black; width: 150px; margin-bottom: 5px;"></div> </div> <div style="display: flex; justify-content: space-between; align-items: center;"> <div style="border-top: 1px solid black; width: 150px; margin-bottom: 5px;"></div> <div style="border-top: 1px solid black; width: 150px; margin-bottom: 5px;"></div> <div style="border-top: 1px solid black; width: 150px; margin-bottom: 5px;"></div> </div> <div style="display: flex; justify-content: space-between; align-items: center;"> <div style="border-left: 1px solid black; width: 150px; margin-bottom: 5px;"></div> <div style="border-left: 1px solid black; width: 150px; margin-bottom: 5px;"></div> <div style="border-left: 1px solid black; width: 150px; margin-bottom: 5px;"></div> </div> <div style="display: flex; justify-content: space-between; align-items: center;"> <div style="border-bottom: 1px solid black; width: 150px; margin-bottom: 5px;"></div> <div style="border-bottom: 1px solid black; width: 150px; margin-bottom: 5px;"></div> <div style="border-bottom: 1px solid black; width: 150px; margin-bottom: 5px;"></div> </div> <div style="display: flex; justify-content: space-between; align-items: center;"> <div style="border-right: 1px solid black; width: 150px; margin-bottom: 5px;"></div> <div style="border-right: 1px solid black; width: 150px; margin-bottom: 5px;"></div> <div style="border-right: 1px solid black; width: 150px; margin-bottom: 5px;"></div> </div> <div style="display: flex; justify-content: space-between; align-items: center;"> <div style="border-top: 1px solid black; width: 150px; margin-bottom: 5px;"></div> <div style="border-top: 1px solid black; width: 150px; margin-bottom: 5px;"></div> <div style="border-top: 1px solid black; width: 150px; margin-bottom: 5px;"></div> </div> <div style="display: flex; justify-content: space-between; align-items: center;"> <div style="border-left: 1px solid black; width: 150px; margin-bottom: 5px;"></div> <div style="border-left: 1px solid black; width: 150px; margin-bottom: 5px;"></div> <div style="border-left: 1px solid black; width: 150px; margin-bottom: 5px;"></div> </div> <div style="display: flex; justify-content: space-between; align-items: center;"> <div style="border-bottom: 1px solid black; width: 150px; margin-bottom: 5px;"></div> <div style="border-bottom: 1px solid black; width: 150px; margin-bottom: 5px;"></div> <div style="border-bottom: 1px solid black; width: 150px; margin-bottom: 5px;"></div> </div> <div style="display: flex; justify-content: space-between; align-items: center;"> <div style="border-right: 1px solid black; width: 150px; margin-bottom: 5px;"></div> <div style="border-right: 1px solid black; width: 150px; margin-bottom: 5px;"></div> <div style="border-right: 1px solid black; width: 150px; margin-bottom: 5px;"></div> </div> <div style="display: flex; justify-content: space-between; align-items: center;"> <div style="border-top: 1px solid black; width: 150px; margin-bottom: 5px;"></div> <div style="border-top: 1px solid black; width: 150px; margin-bottom: 5px;"></div> <div style="border-top: 1px solid black; width: 150px; margin-bottom: 5px;"></div> </div> <div style="display: flex; justify-content: space-between; align-items: center;"> <div style="border-left: 1px solid black; width: 150px; margin-bottom: 5px;"></div> <div style="border-left: 1px solid black; width: 150px; margin-bottom: 5px;"></div> <div style="border-left: 1px solid black; width: 150px; margin-bottom: 5px;"></div> </div> <div style="display: flex; justify-content: space-between; align-items: center;"> <div style="border-bottom: 1px solid black; width: 150px; margin-bottom: 5px;"></div> <div style="border-bottom: 1px solid black; width: 150px; margin-bottom: 5px;"></div> <div style="border-bottom: 1px solid black; width: 150px; margin-bottom: 5px;"></div> </div> <div style="display: flex; justify-content: space-between; align-items: center;"> <div style="border-right: 1px solid black; width: 150px; margin-bottom: 5px;"></div> <div style="border-right: 1px solid black; width: 150px; margin-bottom: 5px;"></div> <div style="border-right: 1px solid black; width: 150px; margin-bottom: 5px;"></div> </div> <div style="display: flex; justify-content: space-between; align-items: center;"> <div style="border-top: 1px solid black; width: 150px; margin-bottom: 5px;"></div> <div style="border-top: 1px solid black; width: 150px; margin-bottom: 5px;"></div> <div style="border-top: 1px solid black; width: 150px; margin-bottom: 5px;"></div> </div> <div style="display: flex; justify-content: space-between; align-items: center;"> <div style="border-left: 1px solid black; width: 150px; margin-bottom: 5px;"></div> <div style="border-left: 1px solid black; width: 150px; margin-bottom: 5px;"></div> <div style="border-left: 1px solid black; width: 150px; margin-bottom: 5px;"></div> </div> <div style="display: flex; justify-content: space-between; align-items: center;"> <div style="border-bottom: 1px solid black; width: 150px; margin-bottom: 5px;"></div> <div style="border-bottom: 1px solid black; width: 150px; margin-bottom: 5px;"></div> <div style="border-bottom: 1px solid black; width: 150px; margin-bottom: 5px;"></div> </div> <div style="display: flex; justify-content: space-between; align-items: center;"> <div style="border-right: 1px solid black; width: 150px; margin-bottom: 5px;"></div> <div style="border-right: 1px solid black; width: 150px; margin-bottom: 5px;"></div> <div style="border-right: 1px solid black; width: 150px; margin-bottom: 5px;"></div> </div> <div style="display: flex; justify-content: space-between; align-items: center;"> <div style="border-top: 1px solid black; width: 150px; margin-bottom: 5px;"></div> <div style="border-top: 1px solid black; width: 150px; margin-bottom: 5px;"></div> <div style="border-top: 1px solid black; width: 150px; margin-bottom: 5px;"></div> </div> <div style="display: flex; justify-content: space-between; align-items: center;"> <div style="border-left: 1px solid black; width: 150px; margin-bottom: 5px;"></div> <div style="border-left: 1px solid black; width: 150px; margin-bottom: 5px;"></div> <div style="border-left: 1px solid black; width: 150px; margin-bottom: 5px;"></div> </div> <div style="display: flex; justify-content: space-between; align-items: center;"> <div style="border-bottom: 1px solid black; width: 150px; margin-bottom: 5px;"></div> <div style="border-bottom: 1px solid black; width: 150px; margin-bottom: 5px;"></div> <div style="border-bottom: 1px solid black; width: 150px; margin-bottom: 5px;"></div> </div> <div style="display: flex; justify-content: space-between; align-items: center;"> <div style="border-right: 1px solid black; width: 150px; margin-bottom: 5px;"></div> <div style="border-right: 1px solid black; width: 150px; margin-bottom: 5px;"></div> <div style="border-right: 1px solid black; width: 150px; margin-bottom: 5px;"></div> </div> <div style="display: flex; justify-content: space-between; align-items: center;"> <div style="border-top: 1px solid black; width: 150px; margin-bottom: 5px;"></div> <div style="border-top: 1px solid black; width: 150px; margin-bottom: 5px;"></div> <div style="border-top: 1px solid black; width: 150px; margin-bottom: 5px;"></div> </div> <div style="display: flex; justify-content: space-between; align-items: center;"> <div style="border-left: 1px solid black; width: 150px; margin-bottom: 5px;"></div> </div>					

SQ1. Why did you take leave from work last month (Jan.), even though you have a job?

- 1 Because of my own health
- 2 Because of late stock buy-in, weak markets, etc.
- 3 To prepare for opening business
- 4 For childcare leave
- 5 For nursing care leave
- 6 Other()

(If you answered SQ1, proceed to Q3 on the next page)

SQ2. (1) Which method did you mostly use to look for work?

- 1 Registered with a Public Employment Security Office
- 2 Used job offer advertisements and magazines
- 3 Used a private employment placement service
- 4 Asked schools and/or acquaintances for recommendations and introductions
- 5 Asked my former company for introductions
- 6 Applied directly to businesses making job offers
- 7 Other ()

- (2) How many days did you spend in total last month (Jan.) looking for work?

days

- (3) How much money did you spend in total last month (Jan.) looking for work?

--	--	--	--

thousand yen

- (4) Did you receive unemployment insurance benefits?

- 1 Yes I did → For how many months?
- 2 No, I did not
- 3 I did not have employment insurance coverage

months

(Respondents who answered SQ2 proceed to Q2 on the next page)

SQ3. What did you mostly do last month (Jan.)?

- 1 Mostly attended school
2 Mostly housework & childcare
3 Treatment of my illness or injury
4 Nursing care of family member
5 Life after retirement
6 Preparation for study abroad or move overseas
7 Other ()

(Respondents who answered SQ3, proceed to Q2 on the next page)

(For respondents who answered 5 or 6 in Q1 on the previous page)

Q2. Did you perform any paid work over the past year?

1
Yes

2
No

(Respondents who answered Q2, proceed to Q7 on p. 12)

(For respondents who answered 1–4 in Q1 on the previous page)

Q3. This question concerns your regular work. If you have more than one job, respond for the job which generates the highest income.

Enter the nature of your job inside the parentheses with a specific description such as automobile salesperson, supermarket cashier, junior high school teacher or furniture maker, and then answer the following questions.

(Job description:)

(1) What is the nature of the work you usually do?

- 1** Agriculture, forestry, or fishery worker
- 2** Mine worker
- 3** Salesperson (retail or wholesale shop manager or worker, outside salesperson, real estate agent, etc.)
- 4** Service worker (worker, cleaner, etc. at a barber shop, beauty parlor, restaurant, inn, etc.)
- 5** Manager (national or local government assembly member; section chief or higher position at a company, organization or government office)
- 6** Clerical worker (general clerk, accountant, operator, sales clerk, etc.)
- 7** Transportation or communications worker (railway or motor vehicle driver; ship or airplane pilot; conductor; cable or wireless radio operator, etc.)
- 8** Manufacturing, construction, maintenance or freight worker
- 9** Information technology engineer (systems engineer, programmer, etc.)
- 10** Specialized or technical worker *excluding IT engineer
(company researcher or engineer; medical practitioner; legal practitioner; teacher; artist; etc.)
- 11** Public safety employee (SDF, police, fire department, security guard, etc.)
- 12** Other ()

(2) What is the legal structure of the company or office (store, office, factory, etc.) where you usually work? If you work at a family business, respond “proprietorship”.

- 1** Proprietorship
- 2** Corporation
- 3** Non-profit corporation (educational corporation, medical corporation, foundation, association, NPO or other public benefit corporation)
- 4** Government organ

(3) What is the nature of the work of the company or office where you usually work?

- 1 Agriculture
- 2 Fishery, forestry, marine products
- 3 Mining
- 4 Construction
- 5 Manufacturing (including publishing and printing)
- 6 Wholesale, retail (including department stores and supermarkets)
- 7 Restaurants, accommodations
- 8 Finance, insurance
- 9 Real estate
- 10 Transportation
- 11 Information services and surveys
- 12 Information & telecommunications other than information services and surveys
(telephone and other communications, broadcasting, internet services)
- 13 Utilities (provision of electricity, gas, water, heat)
- 14 Medicine, welfare
- 15 Education, learning support
- 16 Other services
- 17 Public service
- 18 Other ()

(4) How many employees does the company where you usually work have in total?

- | | |
|-----------------|-----------------------|
| 1 1- 4 persons | 4 100- 499 persons |
| 2 5-29 persons | 5 500 persons or more |
| 3 30-99 persons | 6 Government |

(5) Is the place where you usually work in the same city, town or village as your residence?

- 1 Same city, ward, town or village
- 2 Same prefecture , other city, ward, town or village
- 3 Other prefecture (Prefecture)

(6) What is the form of your employment?

- 1 Self-employed (restaurant; wholesale or retail shop; agriculture; etc.)
- 2 Professional (doctor; lawyer; accountant; tax accountant; author; etc.)
- 3 Worker at family business (restaurant; wholesale or retail shop; agriculture; etc.)
- 4 Working at home without an employee relationship with a company
- 5 Wage worker (working at a company, organization, etc.) (as an employee of an employer)
- 6 Consigned work or subcontractor (without an employee relationship)

(If you answered 1, 2, 3, 4 or 6, proceed to (11) on p.9)

(If you answered 5, proceed to (7) on the next page)

((7) is for respondents who answered “5 Wage worker” in (6))

(7) What is your work status at your company?

- 1 Full-time, regular employee – no title
 - 2 Full-time, regular employee – with title
 - 3 Full-time, regular employee - manager
 - 4 Contract employee
 - 5 Part-time worker
 - 6 Subcontracted worker
 - 7 Specialized contract employee
- (Proceed to (9))

((8) is for respondents who answered 4-7 in (7))

(8) Why do you work under that work status?

- 1 I wanted to work as a regular employee but no company would hire me
- 2 The wages and working terms and conditions are good
- 3 I could not work as a regular employee due to personal reasons
- 4 Other ()

((9) is for respondents who answered “5. Wage Worker” in (6))

(9) What is your contract period at the place where you usually work?

- 1 Employment contract with no period specified
 - 2 Employment contract with period specified (initial contract at this workplace)
 - 3 Employment contract with period specified (renewed contract at this workplace)
- Contract period months

(For respondents who answered “3”)

SQ. How many times have you renewed your contract?

Contract renewed times

((10) is for respondents who answered “5. Wage worker” in (6))



(10) Are you working at home?

(Working at home is the form of work doing work at home, without going to a company).

- 1 My company does not have working at home
- 2 My company has working at home, but I do not work at home
- 3 I sometimes work at home, and I have a room just for working at my home
- 4 I sometimes work at home, but I do not have a room just for working at my home

(For respondents who answered 1–4 in Q1 on page 5)

- (11) Over the past one year, did you receive education or training, or attend lectures or school courses at the direction of or being sent by the company where you work?

1	2	3
I am now	I did	I did not
<hr/>		<hr/>
		 (to (15))

((12) through (14) are for respondents who answered 1 or 2 in (11))

- (12) About how many days in total did you spend in education, training, lectures and courses over the past year?

1	2	3	4	5
3 days or less	4-10 days	11-30 days	31 days - less than 3 months	3 months or more

- (13) Who mostly paid for the education, training, lectures and courses?

- 1** Mostly the company
 - 2** Mostly myself and my family
 - 3** Mostly national or regional government public funds
 - 4** Other ()
-

- (14) Could the knowledge you gained from the education, training, lectures and courses be used even if you switched to a different company?

- 1** It could almost all be used at any other job
 - 2** It could almost all be used if I switched to the same type of job with the same type of work
 - 3** Some of it could be used and some of it could not be used if I switched to the same type of job with the same type of work
 - 4** Almost none of it could be used, even if I switched to the same type of job with the same type of work
 - 5** It could not be used at all if I switched jobs
-

(For respondents who answered 1–4 in Q1 on page 5)

- (15) Are you a member of a labor union?

- 1** There is no labor union at my workplace
- 2** There is a labor union, but I am not a member
- 3** I am a member of the workplace labor union
- 4** I am a member of a labor union other than the workplace labor union
- 5** Not applicable (self-employed or professional)

(16) What was your income from your main job last year? Please enter your gross income before deductions for taxes and social insurance.

Last year

--	--	--	--

ten thousand yen 0 No income

(17) Which type of compensation and how much compensation did you receive for your work last year (from Jan. through Dec.)? If you had more than one job, respond for the job which generated the highest income.

1	2	3	4	5
Monthly Salary	Weekly Salary	Daily Wage	Hourly Wage	Annual Salary









① About how much do you earn from this job each month (including overtime; not including bonuses; pre-tax)?

Per month

--	--	--	--

thousand yen

② What is your daily wage?

Per day

--	--	--	--	--	--	--	--

yen

③ What is your hourly wage?

Per hour

--	--	--	--	--	--	--	--

yen

④ What is your annual salary?

Per year

--	--	--	--

ten thousand yen

(18) How much did you receive in bonuses last year? Please enter the total for summer, winter and other bonuses.

--	--	--	--

ten thousand yen

0 None

Q4. This question concerns spouse allowances.

(1) Does your company have a spouse allowances (allowances for spouses who are unemployed or earn less than a certain income) system?

1

Yes

2

No

3

Do not know



→ (to Q5 on the next page)

SQ. How much is the monthly spouse allowance?

--	--

thousand yen

× Do not know

(2) Are you receiving a spouse allowance?

1

Yes

2

No

Q5. These questions concern annual income adjustments and working hours adjustments.

(1) Did you make some sort of annual income or working hours adjustment during last year?

```

graph TD
    1((1)) --> Q1{Made adjustment?}
    Q1 -- Yes --> 2((2))
    Q1 -- No --> 3((3))
  
```

(2) Why did you make the adjustment? Please circle all the items that apply. (Multiple responses permitted).

- 1 Because I would have been obliged to pay taxes if I exceeded the tax-exempt limit (¥1.03 million) for my own income taxes
- 2 Because I would have lost my spouse tax credit and my special tax deduction for spouse would have decreased if my income exceeded a certain amount
- 3 Because my spouse would have lost the company spouse allowance if my income exceeded a certain amount
- 4 Because I would have lost my status as a dependent under my spouse's health insurance, pension and other systems if my income exceeded a certain amount (¥1.3 million), and been obliged to join these systems myself
- 5 Because I would have been obliged to join employment insurance if my prescribed working hours reached 20 hours per week
- 6 Because I would have been obliged to join health insurance, pension and other systems if my working hours reached 3/4 the prescribed working hours of regular employees
- 7 For company reasons, so I would not be required to join employment insurance, pension or other systems
- 8 Other ()

(3) This question concerns your working hours. If you have more than one job, respond for the job which generates the highest income. Include overtime provided for free in items concerning overtime.

- 1) On average, how many days of paid work do you perform each month? days/month
- 2) On average, how many hours of paid work do you perform each week (including overtime)? hours/week
- 3) Of those, how many are overtime hours?
(Leave this blank if you are self-employed or otherwise do not receive overtime) hours/week
- 4) How many are overtime hours paid at increased wages for overtime work? hours/week

(Respondents who answered 1–4 in Q1 on p.5 please continue)

Q6. Will you continue your present job in the future?

- 1 I want to continue (including changing position or location within the same company)
- 2 I want to do other work in addition to my present job
- 3 I want to change to another job
- 4 I want to quit working altogether

(For respondents who answered 3 in Q6)

SQ. Why do you want to change to another job? Circle the one main reason only.

- 1 Because I was just doing the job temporarily
- 2 Because the compensation is low
- 3 Because of business declining and anxiety about the future
- 4 In preparation for retirement or expiration of employment contract
- 5 Because I want to become a regular employee
- 6 Because of the large time and psychological burden
- 7 Because I want to make use of my knowledge and skills
- 8 Because I want more free time
- 9 Other ()

(From Q7 forward for all respondents)

Q7. Are you working at the same job you were working at one year ago?

- 1 I am at the same company or organization as 1 year ago, and at the same workplace (continuous employment with no transfer)
- 2 I am at the same company or organization as 1 year ago, but at a different workplace (continuous employment with transfer)
- 3 I remain an employee of the same company or organization as 1 year ago, but I am working at a different company or organization (temporary transfer)
- 4 I am at a different company or organization from 1 year ago (job switch)
- 5 I was newly employed during the past year (new employment)
- 6 I quit the job I had 1 year ago, and became unemployed (left employment)
- 7 I was on leave for childcare, nursing care, etc. during the past year (on leave)
- 8 I was unemployed 1 year ago and I am still unemployed (continued unemployment)

(For respondents who answered 4 or 6 in Q7)

SQ. Why did you quit the company or organization where you were working 1 year ago?

- 1 Business establishment closed; company went bankrupt; discontinued own business
- 2 Layoff or personnel shake-up
- 3 Anxiety about the future (business declining, etc.)
- 4 For other employer or business reasons
- 5 For retirement or commensurate reasons
- 6 To look for work with better terms
- 7 To get married
- 8 For birth and/or childcare
- 9 To give nursing care
- 10 For housework; to attend school
- 11 For health reasons
- 12 Other ()

(For all respondents)

Q8 (1) Please circle all of the following items that apply concerning your employment status last year (Jan.-Dec.).
(Multiple responses permitted)

- | | | | |
|---|---|---|---|
| 1 | Worked all year long | 4 | Did not work all year long |
| 2 | Had a job, but took leave all year long | 5 | Did not take any leave |
| 3 | Looked for work all year long | 6 | Did not look for work at all, all year long |

(2) During last year, if there were any specific periods when you (a) worked, (b) took leave from work, or (c) looked for work, circle all of the following months that apply. If there were months when you both worked and looked for work, or both took leave from work and looked for work, then circle the months for both. However, do not circle the same month for both worked and took leave from work.

(a) Months when I primarily worked

Jan	Feb	March	April	May	June	July	Aug	Sept	Oct	Nov	Dec
1	2	3	4	5	6	7	8	9	10	11	12

(b) Months when I took leave from work while still keeping a main job

Jan	Feb	March	April	May	June	July	Aug	Sept	Oct	Nov	Dec
1	2	3	4	5	6	7	8	9	10	11	12

(c) Months when I primarily looked for work

Jan	Feb	March	April	May	June	July	Aug	Sept	Oct	Nov	Dec
1	2	3	4	5	6	7	8	9	10	11	12

Q9. During last year (Jan.-Dec.) did you ever have a side job in addition to your main job?

- | | | |
|----------------|---------------------|--|
| 1 | 2 | 3 |
| Had a side job | Side job prohibited | Side job allowed, but did not have one |

SQ. (For respondents who had a side job during last year [Jan.-Dec.]). If you had more than one side job, please enter the totals for all side jobs.

(1) What was your total income from all side jobs last year? Please enter the gross income before deductions for taxes, social insurance contributions, etc.

--	--	--	--

 ten thousand yen

(2) How many months did you work at side jobs during last year?

--	--

 months last year

(3) How many hours did you work at side jobs, during those months when you worked at side jobs last year?

1) How many days did you work at side jobs, on average, during those
Months when you worked at side jobs last year?

--	--

 days/month

2) In those months, on average, how many hours did you work?
at side jobs per week?

--	--

 hours/week

These questions concern your use of time and health.

- Q1. This question concerns your use of time. How frequently do you perform each of the following daily activities? Also, please specify the time you spend for those activities you perform at least once a week. (Please answer to the first decimal point, except for “Commute to school or work”)

Example: minutes → hrs

Frequency	Almost every day	A few times per week	Once a week	Almost never	Never
Commute to school or work (one-way)	Avg. <input type="text" value="1"/> min	Avg. <input type="text" value="2"/> min.	Avg. <input type="text" value="3"/> min.	4	5
Housework (prepare meals, laundry, grocery shopping, cleaning)	Avg. <input type="text" value="1"/> hrs/day	Avg. <input type="text" value="2"/> hrs/wk	Avg. <input type="text" value="3"/> hrs/wk	4	5
Childcare	Avg. <input type="text" value="1"/> hrs/day	Avg. <input type="text" value="2"/> hrs/wk	Avg. <input type="text" value="3"/> hrs/wk	4	5
Training or study for work	Avg. <input type="text" value="1"/> hrs/day	Avg. <input type="text" value="2"/> hrs/wk	Avg. <input type="text" value="3"/> hrs/wk	4	5
Volunteer activities	Avg. <input type="text" value="1"/> hrs/day	Avg. <input type="text" value="2"/> hrs/wk	Avg. <input type="text" value="3"/> hrs/wk	4	5

- Q2. How is your health normally?

1 2 3 4 5
 Good Pretty good Normal Not so good Bad

- Q3. Do you smoke cigarettes?

1 2 3 4
 Every day Sometimes Used to smoke but do not now Never smoked

↓ → (to next page)

- SQ. How many cigarettes do you presently smoke per day?

Presently cigarettes/day

Pages 16-27 present questions for the spouse of the respondent who is filling out the survey.

In these questions, “you” refers to the spouse of the respondent who is filling out the survey.

Thank you for your cooperation.



(For the spouse of the respondent who is filling out the survey)

These questions concern your parents.

Q1. Are your parents alive? (Do not include your spouse's parents)

- 1 Both parents alive
2 Father alive, mother deceased
3 Mother alive, father deceased
4 Both parents deceased → (to next page)

Q2. How much financial assistance did you give to your parents last year?

Please include housing purchases, rent, land rent, living expenses and other financial assistance.

Last year ten thousand yen 0 Did not give any financial assistance
→ (to Q3)

SQ. What were the purposes of that financial assistance? (Multiple responses permitted)

- | | |
|---------------------------------|-------------|
| 1 Living expenses | 4 Rent |
| 2 Medical expenses | 5 Other () |
| 3 Housing purchasing assistance | 6 None |

Q3. How much financial assistance did you receive from your parents last year?

Please exclude inheritance items, but include housing purchases, rent, land rent, living expenses and other financial assistance and allowances.

Last year ten thousand yen 0 Did not receive any financial assistance
→ (to next page)

SQ. What were the purposes of that financial assistance? (Multiple responses permitted)

- | | |
|---------------------------------|-------------|
| 1 Living expenses | 4 Rent |
| 2 Medical expenses | 5 Other () |
| 3 Housing purchasing assistance | 6 None |

(For the spouse of the respondent who is filling out the survey)

These questions concern your current schooling.

Q1. Are you presently attending school?

1 Yes

School location: 1 Same city, ward, town or village
2 Same prefecture, other city, ward, town or village
3 Other prefecture (_____ Prefecture)

2 No

Q2. These questions ask about your learning activities to improve your skills and abilities.

(1) During the year from last February until now, have you taken any actions (attended school, taken lectures, self-study, etc.) of your own will, to improve your skills and abilities for your own work?

1	2	3
Presently taking action	Took action	Did not take action
↓		→ (to (4))

(2) How did you learn? Please circle all the items that apply. (Multiple responses permitted)

- 1 Attended vocational school or advanced vocational school
- 2 Attended trade school
- 3 Attended public vocational training
- 4 Attended university (degree program)
- 5 Attended graduate school (including adult education)
- 6 Took correspondence course (including university courses)
- 7 Attended university or other public lecture
- 8 Learned from TV or radio course and books
- 9 Attended lectures or seminars
- 10 Participated in company voluntary study group
- 11 Other (_____)

→ SQ. (Only for respondents who answered 1-5 in (2)) Did you graduate from that program?

1	2
Yes, completed and graduated	Have not yet completed or graduated

(3) How much time and money did you spend per month, on average, for that learning? (Include all expenses paid by you or your family, but do not include public assistance or assistance from your employer; enter "0" if you did not spend any money.)

Time: Approx.

--	--	--

 hours Money: Approx.

--	--	--

 ten thousand yen

(For all respondents)

(4) Did you make use of the Training and Education Benefits System over the past year?

- 1 Used it and received benefits
- 2 Am using it and will receive benefits
- 3 Know about the system, but have not used it
- 4 Do not know about the system, and have not used it

(5) (Only for respondents who answered 3 in (4))

Are you eligible to use the Training and Education Benefits System?

1	2	3
Yes	No	I do not know

(For the spouse of the respondent who is filling out the survey)

We begin by asking about your work.

Please circle the item that most closely matches your activity (answer including part-time work).

(For respondents who answered “4 Took leave from work” in Q1)

- 1 Because of my own health
- 2 Because of late stock buy-in, weak markets, etc.
- 3 To prepare for opening business
- 4 For childcare leave
- 5 For nursing care leave
- 6 Other()

(For respondents who answered “5 Was looking for work” in Q1)

- 1 Registered with a Public Employment Security Office
- 2 Used job offer advertisements and magazines
- 3 Used a private employment placement service
- 4 Asked schools and/or acquaintances for recommendations and introductions
- 5 Asked my former company for introductions
- 6 Applied directly to businesses making job offers
- 7 Other ()

--	--

days

--	--	--	--

thousand yen

--	--

months

- 3** I did not have employment insurance coverage

(For respondents who answered "6 Attended school; kept house; other" in Q1)

(For the spouse of the respondent who is filling out the survey)

(For respondents who answered 5 or 6 in Q1 on the previous page)

Q2. Did you perform any paid work over the past year?

1
Yes

2
No

(Respondents who answered Q2, proceed to Q7 on p. 25)

(For respondents who answered 1–4 in Q1 on the previous page)

Q3. This question concerns your regular work. If you have more than one job, respond for the job which generates the highest income.

Enter the nature of your job inside the parentheses with a specific description such as automobile salesperson, supermarket cashier, junior high school teacher or furniture maker, and then answer the following questions.

(Job description:)

(1) What is the nature of the work you usually do?

- 1** Agriculture, forestry, or fishery worker
- 2** Mine worker
- 3** Salesperson (retail or wholesale shop manager or worker, outside salesperson, real estate agent, etc.)
- 4** Service worker (worker, cleaner, etc. at a barber shop, beauty parlor, restaurant, inn, etc.)
- 5** Manager (national or local government assembly member; section chief or higher position at a company, organization or government office)
- 6** Clerical worker (general clerk, accountant, operator, sales clerk, etc.)
- 7** Transportation or communications worker (railway or motor vehicle driver; ship or airplane pilot; conductor; cable or wireless radio operator, etc.)
- 8** Manufacturing, construction, maintenance or freight worker
- 9** Information technology engineer (systems engineer, programmer, etc.)
- 10** Specialized or technical worker *excluding IT engineer
(company researcher or engineer; medical practitioner; legal practitioner; teacher; artist; etc.)
- 11** Public safety employee (SDF, police, fire department, security guard, etc.)
- 12** Other ()

(2) What is the legal structure of the company or office (store, office, factory, etc.) where you usually work? If you work at a family business, respond “proprietorship”.

- 1** Proprietorship
- 2** Corporation
- 3** Non-profit corporation (educational corporation, medical corporation, foundation, association, NPO or other public benefit corporation)
- 4** Government organ

(For the spouse of the respondent who is filling out the survey)

(3) What is the nature of the work of the company or office where you usually work?

- 1 Agriculture
- 2 Fishery, forestry, marine products
- 3 Mining
- 4 Construction
- 5 Manufacturing (including publishing and printing)
- 6 Wholesale, retail (including department stores and supermarkets)
- 7 Restaurants, accommodations
- 8 Finance, insurance
- 9 Real estate
- 10 Transportation
- 11 Information services and surveys
- 12 Information & telecommunications other than information services and surveys
(telephone and other communications, broadcasting, internet services)
- 13 Utilities (provision of electricity, gas, water, heat)
- 14 Medicine, welfare
- 15 Education, learning support
- 16 Other services
- 17 Public service
- 18 Other ()

(4) How many employees does the company where you usually work have in total?

- | | |
|-----------------|-----------------------|
| 1 1- 4 persons | 4 100- 499 persons |
| 2 5-29 persons | 5 500 persons or more |
| 3 30-99 persons | 6 Government |

(5) Is the place where you usually work in the same city, town or village as your residence?

- 1 Same city, ward, town or village
- 2 Same prefecture , other city, ward, town or village
- 3 Other prefecture (Prefecture)

(6) What is the form of your employment?

- 1 Self-employed (restaurant; wholesale or retail shop; agriculture; etc.)
- 2 Professional (doctor; lawyer; accountant; tax accountant; author; etc.)
- 3 Worker at family business (restaurant; wholesale or retail shop; agriculture; etc.)
- 4 Working at home without an employee relationship with a company
- 5 Wage worker (working at a company, organization, etc.) (as an employee of an employer)
- 6 Consigned work or subcontractor (without an employee relationship)

(If you answered 1, 2, 3, 4 or 6, proceed to (11) on p. 22)

(If you answered 5, proceed to (7) on the next page)

(For the spouse of the respondent who is filling out the survey)

((7) is for respondents who answered "5 Wage worker" in (6))

(7) What is your work status at your company?

- 1 Full-time, regular employee – no title
 - 2 Full-time, regular employee – with title
 - 3 Full-time, regular employee - manager
 - 4 Contract employee
 - 5 Part-time worker
 - 6 Subcontracted worker
 - 7 Specialized contract employee
- (Proceed to (9))

((8) is for respondents who answered 4-7 in (7))

(8) Why do you work under that work status?

- 1 I wanted to work as a regular employee but no company would hire me
- 2 The wages and working terms and conditions are good
- 3 I could not work as a regular employee due to personal reasons
- 4 Other ()

((9) is for respondents who answered "5. Wage Worker" in (6))

(9) What is your contract period at the place where you usually work?

- 1 Employment contract with no period specified
- 2 Employment contract with period specified (initial contract at this workplace)
- 3 Employment contract with period specified (renewed contract at this workplace)

→ Contract period months

(For respondents who answered "3")

SQ. How many times have you renewed your contract?

Contract renewed times

((10) is for respondents who answered "5. Wage worker" in (6))

(10) Are you working at home?



(Working at home is the form of work doing work at home, without going to a company).

- 1 My company does not have working at home
- 2 My company has working at home, but I do not work at home
- 3 I sometimes work at home, and I have a room just for working at my home
- 4 I sometimes work at home, but I do not have a room just for working at my home

(For the spouse of the respondent who is filling out the survey)

(For respondents who answered 1–4 in Q1 on page 18)

(11) Over the past one year, did you receive education or training, or attend lectures or school courses at the direction of or being sent by the company where you work?

1	2	3
I am now	I did	I did not
<hr/>		<hr/>
		 (to (15))

((12) through (14) are for respondents who answered 1 or 2 in (11))

(12) About how many days in total did you spend in education, training, lectures and courses over the past year?

1	2	3	4	5
3 days or less	4-10 days	11-30 days	31 days - less than 3 months	3 months or more

(13) Who mostly paid for the education, training, lectures and courses?

- 1** Mostly the company
 - 2** Mostly myself and my family
 - 3** Mostly national or regional government public funds
 - 4** Other ()
-

(14) Could the knowledge you gained from the education, training, lectures and courses be used even if you switched to a different company?

- 1** It could almost all be used at any other job
 - 2** It could almost all be used if I switched to the same type of job with the same type of work
 - 3** Some of it could be used and some of it could not be used if I switched to the same type of job with the same type of work
 - 4** Almost none of it could be used, even if I switched to the same type of job with the same type of work
 - 5** It could not be used at all if I switched jobs
-

(For respondents who answered 1–4 in Q1 on page 18)

(15) Are you a member of a labor union?

- 1** There is no labor union at my workplace
- 2** There is a labor union, but I am not a member
- 3** I am a member of the workplace labor union
- 4** I am a member of a labor union other than the workplace labor union
- 5** Not applicable (self-employed or professional)

(For the spouse of the respondent who is filling out the survey)

- (16) What was your income from your main job last year? Please enter your gross income before deductions for taxes and social insurance.

Last year

--	--	--	--

ten thousand yen

0 No income

- (17) Which type of compensation and how much compensation did you receive for your work last year (from Jan. through Dec.)? If you had more than one job, respond for the job which generated the highest income.

1
Monthly Salary

2
Weekly Salary

3
Daily Wage

4
Hourly Wage

5
Annual Salary



① About how much do you earn from this job each month (including overtime; not including bonuses; pre-tax)?

② What is your daily wage?

③ What is your hourly wage?

④ What is your annual salary?

Per month

Per day

Per hour

Per year

--	--	--	--

thousand yen

--	--	--	--	--	--	--	--

yen

--	--	--	--	--	--	--	--

yen

--	--	--	--

ten thousand yen

- (18) How much did you receive in bonuses last year? Please enter the total for summer, winter and other bonuses.

--	--	--	--

ten thousand yen

0 None

Q4. This question concerns spouse allowances.

- (1) Does your company have a spouse allowances (allowances for spouses who are unemployed or earn less than a certain income) system?

1

Yes

2

No

3

Do not know



→ (to Q5 on the next page)

SQ. How much is the monthly spouse allowance?

--	--

thousand yen

× Do not know

- (2) Are you receiving a spouse allowance?

1

Yes

2

No

(For the spouse of the respondent who is filling out the survey)

Q5. These questions concern annual income adjustments and working hours adjustments.

(1) Did you make some sort of annual income or working hours adjustment during last year?

1	2
Made adjustment	Did not make adjustment
<div>↓</div>	<div>→ (to (3))</div>

(2) Why did you make the adjustment? Please circle all the items that apply. (Multiple responses permitted).

- 1 Because I would have been obliged to pay taxes if I exceeded the tax-exempt limit (¥1.03 million) for my own income taxes
- 2 Because I would have lost my spouse tax credit and my special tax deduction for spouse would have decreased if my income exceeded a certain amount
- 3 Because my spouse would have lost the company spouse allowance if my income exceeded a certain amount
- 4 Because I would have lost my status as a dependent under my spouse's health insurance, pension and other systems if my income exceeded a certain amount (¥1.3 million), and been obliged to join these systems myself
- 5 Because I would have been obliged to join employment insurance if my prescribed working hours reached 20 hours per week
- 6 Because I would have been obliged to join health insurance, pension and other systems if my working hours reached 3/4 the prescribed working hours of regular employees
- 7 For company reasons, so I would not be required to join employment insurance, pension or other systems
- 8 Other ()

(3) This question concerns your working hours. If you have more than one job, respond for the job which generates the highest income. Include overtime provided for free in items concerning overtime.

- 1) On average, how many days of paid work do you perform each month?

--	--

 days/month
- 2) On average, how many hours of paid work do you perform each week (including overtime)?

--	--	--

 hours/week
- 3) Of those, how many are overtime hours?
(Leave this blank if you are self-employed or otherwise do not receive overtime)

--	--	--

 hours/week
- 4) How many are overtime hours paid at increased wages for overtime work?

--	--	--

 hours/week

(For the spouse of the respondent who is filling out the survey)

(Respondents who answered 1–4 in Q1 on page 18 please continue)

Q6. Will you continue your present job in the future?

- 1 I want to continue (including changing position or location within the same company)
- 2 I want to do other work in addition to my present job
- ☒ 3 I want to change to another job
- 4 I want to quit working altogether

(For respondents who answered 3 in Q6)

SQ. Why do you want to change to another job? Circle the one main reason only.

- 1 Because I was just doing the job temporarily
- 2 Because the compensation is low
- 3 Because of business declining and anxiety about the future
- 4 In preparation for retirement or expiration of employment contract
- 5 Because I want to become a regular employee
- 6 Because of the large time and psychological burden
- 7 Because I want to make use of my knowledge and skills
- 8 Because I want more free time
- 9 Other ()

(From Q7 forward for all respondents)

Q7. Are you working at the same job you were working at one year ago?

- 1 I am at the same company or organization as 1 year ago, and at the same workplace (continuous employment with no transfer)
- 2 I am at the same company or organization as 1 year ago, but at a different workplace (continuous employment with transfer)
- 3 I remain an employee of the same company or organization as 1 year ago, but I am working at a different company or organization (temporary transfer)
- ☒ 4 I am at a different company or organization from 1 year ago (job switch)
- 5 I was newly employed during the past year (new employment)
- ☒ 6 I quit the job I had 1 year ago, and became unemployed (left employment)
- 7 I was on leave for childcare, nursing care, etc. during the past year (on leave)
- 8 I was unemployed 1 year ago and I am still unemployed (continued unemployment)

(For respondents who answered 4 or 6 in Q7)

SQ. Why did you quit the company or organization where you were working 1 year ago?

- 1 Business establishment closed; company went bankrupt; discontinued own business
- 2 Layoff or personnel shake-up
- 3 Anxiety about the future (business declining, etc.)
- 4 For other employer or business reasons
- 5 For retirement or commensurate reasons
- 6 To look for work with better terms
- 7 To get married
- 8 For birth and/or childcare
- 9 To give nursing care
- 10 For housework; to attend school
- 11 For health reasons
- 12 Other ()

(For the spouse of the respondent who is filling out the survey)

(For all respondents)

Q8 (1) Please circle all of the following items that apply concerning your employment status last year (Jan.-Dec.). (Multiple responses permitted)

- | | | | |
|---|---|---|---|
| 1 | Worked all year long | 4 | Did not work all year long |
| 2 | Had a job, but took leave all year long | 5 | Did not take any leave |
| 3 | Looked for work all year long | 6 | Did not look for work at all, all year long |

(2) During last year, if there were any specific periods when you (a) worked, (b) took leave from work, or (c) looked for work, circle all of the following months that apply. If there were months when you both worked and looked for work, or both took leave from work and looked for work, then circle the months for both. However, do not circle the same month for both worked and took leave from work.

(a) Months when I primarily worked

Jan	Feb	March	April	May	June	July	Aug	Sept	Oct	Nov	Dec
1	2	3	4	5	6	7	8	9	10	11	12

(b) Months when I took leave from work while still keeping a main job

Jan	Feb	March	April	May	June	July	Aug	Sept	Oct	Nov	Dec
1	2	3	4	5	6	7	8	9	10	11	12

(c) Months when I primarily looked for work

Jan	Feb	March	April	May	June	July	Aug	Sept	Oct	Nov	Dec
1	2	3	4	5	6	7	8	9	10	11	12

Q9. During last year (Jan.-Dec.) did you ever have a side job in addition to your main job?

- | | | |
|----------------|---------------------|--|
| 1 | 2 | 3 |
| Had a side job | Side job prohibited | Side job allowed, but did not have one |

SQ. (For respondents who had a side job during last year [Jan.-Dec.]). If you had more than one side job, please enter the totals for all side jobs.

(1) What was your total income from all side jobs last year? Please enter the gross income before deductions for taxes, social insurance contributions, etc.

--	--	--	--

 ten thousand yen

(2) How many months did you work at side jobs during last year?

--	--

 months last year

(3) How many hours did you work at side jobs, during those months when you worked at side jobs last year?

1) How many days did you work at side jobs, on average, during those Months when you worked at side jobs last year?

--	--

 days/month

2) In those months, on average, how many hours did you work? at side jobs per week?

--	--

 hours/week

(For the spouse of the respondent who is filling out the survey)

These questions concern your use of time and health.

Q1. This question concerns your use of time. How frequently do you perform each of the following daily activities? Also, please specify the time you spend for those activities you perform at least once a week.
(Please answer to the first decimal point, except for “Commute to school or work”)

Example: minutes → hrs

Frequency	Almost every day	A few times per week	Once a week	Almost never	Never
Commute to school or work (one-way)	Avg. <input type="text" value="1"/> min	Avg. <input type="text" value="2"/> min.	Avg. <input type="text" value="3"/> min.	4	5
Housework (prepare meals, laundry, grocery shopping, cleaning)	Avg. <input type="text" value="1"/> hrs/day	Avg. <input type="text" value="2"/> hrs/wk	Avg. <input type="text" value="3"/> hrs/wk	4	5
Childcare	Avg. <input type="text" value="1"/> hrs/day	Avg. <input type="text" value="2"/> hrs/wk	Avg. <input type="text" value="3"/> hrs/wk	4	5
Training or study for work	Avg. <input type="text" value="1"/> hrs/day	Avg. <input type="text" value="2"/> hrs/wk	Avg. <input type="text" value="3"/> hrs/wk	4	5
Volunteer activities	Avg. <input type="text" value="1"/> hrs/day	Avg. <input type="text" value="2"/> hrs/wk	Avg. <input type="text" value="3"/> hrs/wk	4	5

Q2. How is your health normally?

1 **2** **3** **4** **5**
Good Pretty good Normal Not so good Bad

Q3. Do you smoke cigarettes?

1 **2** **3** **4**
Every day Sometimes Used to smoke but do not now Never smoked

↓ → (to next page)

SQ. How many cigarettes do you presently smoke per day?

Presently cigarettes/day

This section concerns the household finances and housing of the entire household.

These questions concern savings, assets and liabilities.

We ask about savings separately for “deposits” and “securities”.

- Deposits refer to the following types of items

Postal savings certificates, time deposits, installment savings and ordinary deposits
Bank, *shinkin bank*, etc. time deposits, installment savings and ordinary deposits
Company deposits, gold investment accounts, gold savings accounts, medium-term government bond funds, etc.

- Securities refer to the following types of items

Shares (market value), bonds (par value) and stock investment trusts (market value),
Corporate and public bond investment trusts (market value), loans in trust and money in trust (par value), etc.

Also, in this survey “savings” refers to monetary assets and does not include real estate, housing and other real assets. Give the value in yen for any foreign currency denominated financial products.

Q1. About how much savings does your household have in deposits and securities?

Please input the total household amount (for you, your spouse and children).

(1) About how much does your household presently have in deposits?

--	--	--	--	--

ten thousand yen

☐ Does not have any deposits

(2) About how much does your household presently have in securities?

--	--	--	--	--

ten thousand yen

☐ Does not have any securities

(3) Did your household buy any securities in the past year?

1 Yes

Purchase amount

--	--	--	--	--

ten thousand yen

2 No

(4) Did your household sell any securities in the past year?

1 Yes

Sales amount

--	--	--	--	--

ten thousand yen

2 No

Q2. Around how much is the total savings goal your household is now considering?

--	--	--	--	--

ten thousand yen

X

No particular goal

Q3. Do your household finances presently include any borrowings? Include any unpaid monthly installment payments or * revolving loans, but do not include any credit card charges to be settled within 1-2 months.

*Revolving loans are a loan format which can be used any number of times within a preset credit limit, with a fixed monthly repayment amount determined at the start.

1

Yes



2

No

→ (to Q1 on next page)

(For respondents who answered 1 in Q3)

SQ. Please enter your present household borrowings balance.

Total present household borrowings balance

--	--	--	--	--

ten thousand yen

These questions concern income.

Q1. For the following items, enter the amount of income the husband and wife earned last month (Jan.).

(Enter “0” for items for which you earned no income).

		(Husband) (Unit: thousand yen)	(Wife) (Unit: thousand yen)
(1) Employment income (before withholding)	→ ¥	<input type="text"/>	¥ <input type="text"/>
(2) Business or home work income (self-employment, before tax)	→ ¥	<input type="text"/>	¥ <input type="text"/>
(3) Asset income (deposit interest, share dividends, housing rent, land rent, etc.)	¥	<input type="text"/>	¥ <input type="text"/>
(4) Social security benefits (pension, child allowance, unemployment, etc.)	→ ¥	<input type="text"/>	¥ <input type="text"/>
Of which, pension benefits	→	<input type="text"/> thousand yen	<input type="text"/> thousand yen
Of which, unemployment benefits	→	<input type="text"/> thousand yen	<input type="text"/> thousand yen
(5) Gifts, remittances, etc. (allowances from parents, etc.)	→ ¥	<input type="text"/>	¥ <input type="text"/>
(6) Other income	→ ¥	<input type="text"/>	¥ <input type="text"/>
Total		→ ¥ <input type="text"/>	¥ <input type="text"/>

SQ. If you had any of the following types of income in (6) Other income in Q1, please enter in the amounts below.

		(Husband) (Unit: thousand yen)	(Wife) (Unit: thousand yen)
(1) Personal insurance or pension benefits other than social security	→ ¥	<input type="text"/>	¥ <input type="text"/>
(2) Securities sales profits	→ ¥	<input type="text"/>	¥ <input type="text"/>
(3) Asset (land, houses, etc.) sales profits	→ ¥	<input type="text"/>	¥ <input type="text"/>

Q2. (1) About how much was the husband's annual (pre-tax) income last year (Jan.-Dec.)? Do not include any income from the sale of assets (financial assets or real assets).

Husband's

annual(pre-tax) income

--	--	--	--

ten thousand yen

(2) About how much was the wife's annual (pre-tax) income last year (Jan.-Dec.)? Do not include any income from the sale of assets (financial assets or real assets)

Wife's

annual(pre-tax) income

--	--	--	--

ten thousand yen

(3) About how much was the household's annual (pre-tax) income last year (Jan.-Dec.)? Do not include any income from the sale of assets (financial assets or real assets)

Household's

annual(pre-tax) income

ten thousand yen

(4) Did your household income last year increase or decrease from the year before?

- 1 Increased
2 Decreased
3 Did not change

Approx.

--	--

%

These questions concern expenditures.

Q1. Enter the amount your household spent on each of the following living expenditures last month (Jan.).

(Enter "0" for items which you did not buy)

(In addition to items bought with cash, include the amounts for items bought using credit cards, loans, automatic bank or postal savings payments; include the full sales price for items bought but being paid in installments).

(Unit: thousand yen)

- | | | | | |
|------|--|---|----------------------|--------------|
| (1) | Food (excluding eating out and school lunches) ······ | → | <input type="text"/> | thousand yen |
| (2) | Eating out & school lunches ······ | → | <input type="text"/> | thousand yen |
| (3) | Rent, land rent, home repairs (excluding mortgages) ······ | → | <input type="text"/> | thousand yen |
| (4) | Electricity, gas, water (supply & sewage) ······ | → | <input type="text"/> | thousand yen |
| (5) | Furniture & household supplies ······ | → | <input type="text"/> | thousand yen |
| (6) | Clothing & shoes ······ | → | <input type="text"/> | thousand yen |
| (7) | Healthcare ······ | → | <input type="text"/> | thousand yen |
| (8) | Transportation (including automobile purchase expenses,
gasoline, commuting passes, etc.) | → | <input type="text"/> | thousand yen |
| (9) | Communications (postal & telephone) ······ | → | <input type="text"/> | thousand yen |
| (10) | Education ······ | → | <input type="text"/> | thousand yen |
| (11) | Culture & amusement ······ | → | <input type="text"/> | thousand yen |
| (12) | Entertaining & pocket money ······ | → | <input type="text"/> | thousand yen |
| (13) | Remittances & gifts ······ | → | <input type="text"/> | thousand yen |
| (14) | Other expenditures ······ | → | <input type="text"/> | thousand yen |

Total ······ → thousand yen

These questions concern expenditures over the past year.

- Q2. Did your household pay contributions to any of the following social insurance programs over the last year?
 Answer separately for the husband and for the wife. (Multiple responses permitted) For third-party insured spouses (dependent spouses married to persons who subscribe to employee pensions), respond assuming that the subscriber pays the contributions, not the third-party insured spouse.

	National Pension	Employee Pension	Health Insurance	Nursing Insurance	Employment Insurance	Did not pay any contributions
Husband→	1	2	3	4	5	6
Wife →	1	2	3	4	5	6

- Q3. Enter the applicable amounts below if your household had any expenditures over the past year on the following items aside from living expenses, taxes and social insurance contributions.

- (1) Loan repayments (including repayment for credit card purchases)..... →

--	--	--	--

 ten thousand yen
- Of which, mortgage payments →

--

 ten thousand yen
- (2) Purchases of assets (incl. land, housing) →

--	--	--	--	--

 ten thousand yen

These questions concern housing.

These questions concern changes in your household's residence over the past year.

Q1. Did your household move or expand or remodel housing **since January 2006**?

1

Moved or expanded/remodeled



(to next page)

2

No change since last year



(to Q3 on p. 36)



Q2(1) What type of housing do you presently live in?

1	2	3	4	5
Detached House	Semi-detached house (town house, etc.)	Steel/concrete Condo (multi-family)	Wooden Apartment (multi-family)	Other ()
↓	→ (to (2))	↓		→ (to (2))

(For respondents who answered 1 in Q2)

SQ1. How many stories is your house?

 stories

SQ2. Does your house have a yard? If so, how large is the yard?

1 Yes m² **2** No

(For respondents who answered 3 or 4 in Q2)

SQ3. How many stories is the building?

 stories

SQ4. Which floor do you live on?

Floor

(For all respondents)

(2) What is the total floor space? (2 tatami mats = 1 *tsubo* = 3.3m²)

 m²

(3) What type of building do you live in?

- 1** Exclusive residential use
- 2** Residential & agricultural, forestry or fishing use
- 3** Residential & store or other mixed use
- 4** Non-residential

→ SQ. What is the commercial-use floor space?

 m²

(4) How old is the building where you presently live?

 years old

(5) Have you ever repaired or remodeled your home? How extensive was the work?

1	2	3
No; minor repairs	Some repairs	Major repairs

(6) How many rooms do you have (bedrooms, living rooms, studies, dining rooms, kitchens)?

 rooms

(7) How long does it take to walk to the closest train station or bus stop?

 minutes

(8) Does your residence have amenities for the elderly? (Circle all the items that apply; multiple responses permitted)

- | | |
|---|---|
| <p>1 Handrails</p> <p>2 Low bathtub walls for easy access</p> <p>3 Hallways wide enough to accommodate wheelchairs</p> | <p>4 No indoor floor-height differentials</p> <p>5 Entrance from road is wheelchair accessible</p> <p>6 No amenities for the elderly</p> |
|---|---|

(For all respondents)

Q3. What is the ownership status of your home? (Respond “homeowner” if the home is in the name of parents or other family members)

1	2	3	4	5	6	7	8
Homeowner -detached house (plot owned)	Homeowner - condo (plot partially owned)	Homeowner - detached house or condo (plot regular lease)	Homeowner - detached house or condo (plot term lease)	Private rental housing	Public rental housing	Company housing or dormitory (incl. company leased housing)	Other ()
↓ (to SQ9 on next page)		↓		↓	↓ (to Q6 on p.40)		

SQ4. This question concerns the term lease system established in March 2000. Does your present residence have a fixed-term lease? (a residence for which a fixed-term building lease has been concluded).

- 1 Yes
2 No

SQ5. Did you renew your lease within the past 2 years?

- 1 Yes
2 No
- a) When? 1 2005
2 2006
3 2007

b) Renewal fee: thousand yen

(For respondents who answered 4 in Q3)

SQ1. How much did you pay as the guarantee deposit?

ten thousand yen

SQ2. Do you plan to buy the plot in the future?

- 1 Yes 2 No

(For respondents who answered 3 or 4 in Q3)

SQ3. How much is the land rent?
(per month)

ten thousand yen

(proceed to next page)

SQ6. This question continues asking about the term lease system established in March 2000.

Did you have a fixed-term lease when you moved into your present residence? (a residence for which a fixed-term building lease has been concluded)

- 1 Yes
2 No → (to Q4 on p.39)

SQ7. Has the lease contract format ever been changed (between regular lease and fixed-term lease)?

- 1 Yes
2 No
- ↓
(to Q4 on p.39)

SQ8. When was the lease contract format changed?

Year

(Respondents who answered 5-7 in Q3, proceed to Q4 on p. 39)

(For respondents who answered 1-4 "homeowner" in Q3)

These questions concern respectively the housing and plot where you presently live.

(For condos, enter the housing column only.)

SQ9. Around when did you purchase the real estate? (If you do not own the plot, enter housing amount only).

Housing Year Month Plot Year Month

SQ10. Approximately how much was the purchase price? (If you do not own the plot, enter housing amount only.)

Housing ten thousand yen Plot ten thousand yen

SQ11. What is the approximate present total market value of the real estate (the price you would receive if you sold it)? (If you do not own the plot, enter housing value only)

Housing ten thousand yen Plot ten thousand yen

SQ12. How do you think the present market value will change next year? (If you do not own the plot, enter the housing value only).

Housing value will		Plot value will	
1 Increase	<input type="text"/> → Approx. <input type="text"/> %	1 Increase	<input type="text"/> → Approx. <input type="text"/> %
2 Decrease		2 Decrease	
3 Not change		3 Not change	

SQ13. What is the appraised value of the real estate for property taxes? (If you do not own the plot, enter housing value only)

Housing ten thousand yen Plot ten thousand yen

SQ14. What is the area of the plot? (Answer even if you reside in a condo or lease the plot)

Plot area m²

SQ15. How did you acquire the real estate? Choose the number of the acquisition method that applies for the housing and plot, respectively. (Select **7** if the title is in the name of parents or other family members)

Housing Plot

- | | |
|--|---|
| 1 All self-financing (including loans) | 5 Inherited from parents |
| 2 Received some assistance from parents | 6 Government Housing Loan Corp. |
| 3 Joint purchase with parents | 7 Title in name of parents or family |
| 4 Gift from parents | 8 Other |

This question concerns earthquake insurance coverage.

SQ16. Does your household have earthquake insurance coverage?



SQ17. When did you take out your present earthquake insurance? If you have renewed or continued your coverage, answer with the year you first took out the insurance.

Year

(Proceed to Q6 on p. 40)

(This page is for respondents who answered 5–7 [rental housing] in Q3 on p. 36)

Q4 (1) How much is the rent per month (excluding common charges and utilities)?

--	--	--

 thousand yen

(2) How much are the common charges per month (including common charges and the common portion of utilities and repair fees)?

--	--	--

 thousand yen

(3) Did you pay a security deposit?

1
Yes
↓

2
No
→ (to (5))

(4) How much was the security deposit (to the first decimal point)?

--	--

 .

--

 month's rent

(5) Did you pay key money?

1
Yes
↓

2
No
→ (to (7))

(6) How much was the key money (to the first decimal point)?

--	--

 .

--

 month's rent

(7) What is the remaining lease period?

--	--

 years

--	--

 months

Q5. This question concerns your rent when you moved into your present residence.

Was the rent the same as your present rent?

- 1** Yes, same as present → (to Q6)
2 No, different from present

SQ1. How much was your monthly rent when you moved in (excluding common charges and utilities)?

--	--	--

 thousand yen

SQ2. How much were the common charges per month (including common charges and the common portion of utilities and repair fees)?

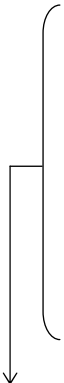
--	--	--

 thousand yen

(For all respondents)

Q6. Which of the following indicates your living situation with your parents?

(Answer for the parent or spouse's parent who lives closest to you)

- 
- 1** Live together with parents in the same building and share household expenses (joint household)
 - 2** Live together with parents in the same building, but keep separate household expenses (semi-joint household)
 - 3** Live in different buildings on the same plot with parents (semi-joint household)
 - 4** Live in the same town or within 1km of parents (nearby residence)
 - 5** Live in the same ward with parents (for residents of 16 major cities with wards)
 - 6** Live in the same city, town or village with parents (for residents of other cities and county areas)
 - 7** Live in the same prefecture with parents
 - 8** Parents live in areas aside from 1-7 above
 - 9** Parents are all deceased

SQ. Which is the parent who lives together with you or lives closest to you?

- | | | |
|------------------|---------------|----------------------------|
| 1 | 2 | 3 |
| Husband's parent | Wife's parent | Husband and wife's parents |
-

(For all respondents)

Q7 (1) Is there a possibility that you will inherit a parent's home in the future?

- | | |
|----------|----------|
| 1 | 2 |
| Yes | No |
-

(2) Is there a possibility that you will inherit some other housing or land in the future?

- | | |
|----------|----------|
| 1 | 2 |
| Yes | No |

SQ. (For respondents who answered "1 Yes")

Do you plan to live in that property?

- | | | |
|----------|-------------|----------|
| 1 | 2 | 3 |
| Yes | Do not know | No |

These questions concern you and your spouse's thoughts regarding leaving behind an inheritance.

Q8. Do you and your spouse want to leave behind an inheritance?

1 Yes	2 No	3 Do not know
↓	→ (to Q9 on the next page)	

(For respondents who answered "1 Yes" in Q8)

SQ1. What form of inheritance would you and your spouse like to leave behind? Please respond for each of the following.

(1)a. Would you like to leave behind cash and financial assets?

1 Yes	2 No	3 Do not own	4 Do not know
↓	→ (to (2))		

b. How much of your cash and financial assets would you like to bequeath to each of your heirs?

Enter the percentages you want to give to each category below.

Child/children	0	%	<input checked="" type="checkbox"/> Do not know	<input checked="" type="checkbox"/> Have no children
Other relatives	0	%	<input checked="" type="checkbox"/> Do not know	
Donations, etc.	0	%	<input checked="" type="checkbox"/> Do not know	
<div style="display: flex; justify-content: space-between; align-items: center;"> 1 0 0 % </div>				

(2)a. Would you like to leave behind housing, land and other real estate?

1 Yes	2 No	3 Do not own	4 Do not know
↓	→ (to (3))		

b. How much of your housing, land and other real estate would you like to bequeath to each of your heirs?

Enter the percentages you want to give to each category below .

Child/children	0	%	<input checked="" type="checkbox"/> Do not know	<input checked="" type="checkbox"/> Have no children
Other relatives	0	%	<input checked="" type="checkbox"/> Do not know	
Donations, etc.	0	%	<input checked="" type="checkbox"/> Do not know	
<div style="display: flex; justify-content: space-between; align-items: center;"> 1 0 0 % </div>				

(3)a. Would you like to leave behind automobiles, furniture and other real assets?

1 Yes	2 No	3 Do not own	4 Do not know
↓	→ (to SQ2 on the next page)		

b. How much of your automobiles, furniture and other real assets would you like to bequeath to each of your heirs?

Enter the percentages you want to give to each category below .

Child/children	0	%	<input checked="" type="checkbox"/> Do not know	<input checked="" type="checkbox"/> Have no children
Other relatives	0	%	<input checked="" type="checkbox"/> Do not know	
Donations, etc.	0	%	<input checked="" type="checkbox"/> Do not know	
<div style="display: flex; justify-content: space-between; align-items: center;"> 1 0 0 % </div>				

SQ2. What are your primary purposes in wanting to leave behind an inheritance for your child/children?
(Multiple responses permitted)

- 1** So child/children will provide nursing care and look after me/us in old age
- 2** So child/children will take over the family business
- 3** Worries about child/children's future
- 4** Following custom
- 5** No particular purpose
- 6** Do not know
- 7** Other

Q9. Have you purchased land or housing to live in or use as a second house since Jan. 2006?
(Including new housing and property in joint titles with parents)

1 Bought land only 2 Bought housing only 3 Bought housing and land 4 Bought condo 5 Did not buy

↓

↘ (to Q10 on p. 45)

- 1 Because of the housing acquisition promotion tax system (the so-called housing loan tax reduction system)
- 2 Because the tax reduction percentage under the housing acquisition promotion tax system (the so-called housing loan tax reduction system) is expected to be decreased from next year
- 3 Because the consumption tax rate is expected to increase in the near future
- 4 Because Government Housing Loan Corporation loans are expected to decrease in the future
- 5 Because I received retirement benefits
- 6 Because the spouse deduction will disappear in the future
- 7 Because the land and housing price declined
- 8 Because land and housing prices are expected to rise in the future
- 9 Because I inherited financial assets
- 10 Because I received the special gift tax exemption for money for acquisition of a dwelling
- 11 Because I formed an independent household (from marriage, employment, etc.)
- 12 Because I had a child, or for child education
- 13 Other ()

Housing	<div><div></div><div></div><div></div><div></div><div></div><div>0</div></div>	ten thousand yen
Land	<div><div></div><div></div><div></div><div></div><div></div><div>0</div></div>	ten thousand yen
Total	<div><div></div><div></div><div></div><div></div><div></div><div>0</div></div>	ten thousand yen

SQ3. How did you cover the expense?

	(Housing portion)	(Land portion)
	(Unit: ten thousand yen)	(Unit: ten thousand yen)
Couple's savings.....→ ¥	<input type="text" value="0"/>	¥ <input type="text" value="0"/>
Aid from husband's parents.....→ ¥	<input type="text" value="0"/>	¥ <input type="text" value="0"/>
Aid from wife's parents.....→ ¥	<input type="text" value="0"/>	¥ <input type="text" value="0"/>
Loan from husband's parents→ ¥	<input type="text" value="0"/>	¥ <input type="text" value="0"/>
Loan from wife's parents.....→ ¥	<input type="text" value="0"/>	¥ <input type="text" value="0"/>
Loan from Government Housing Loan Corp. → ¥	<input type="text" value="0"/>	¥ <input type="text" value="0"/>
Loan from other government-affiliated Financial institution.....→ ¥	<input type="text" value="0"/>	¥ <input type="text" value="0"/>
Loan from private financial inst. → ¥	<input type="text" value="0"/>	¥ <input type="text" value="0"/>
Company financing.....→ ¥	<input type="text" value="0"/>	¥ <input type="text" value="0"/>
Other.....→ ¥	<input type="text" value="0"/>	¥ <input type="text" value="0"/>
<hr/>		
Total.....→¥	<input type="text" value="0"/>	¥ <input type="text" value="0"/>

SQ4. How much did you pay in brokerage and other fees upon purchase?

1 Brokerage fees	<input type="text"/>	thousand yen
2 Taxes	<input type="text"/>	thousand yen
3 Real estate acquisition tax	<input type="text"/>	thousand yen
4 Registration and license tax	<input type="text"/>	thousand yen
5 Consumption tax	<input type="text"/>	thousand yen
6 Others ()		

SQ5. How did you collect information on new housing?

1	2	3
Advertisements	Websites	Other()

SQ6. How long did you spend looking for the home you bought?

<div><div></div><div></div><div></div><div></div></div>	years	<div><div></div><div></div></div>	months	<div><div></div></div>	weeks
---	-------	-----------------------------------	--------	------------------------	-------

SQ7. (For respondents who sold one home and bought another)

What was the price difference between the sales price of your old home and the purchase price of your new home?

1	(+)	<div><div></div><div></div><div></div><div></div></div>	ten thousand yen
2	(-)	<div><div></div><div></div><div></div><div></div></div>	ten thousand yen

Q10. These questions concern your future housing plans and ideas.

1
Have a specific plan

2
Considering, but no specific plan

3
No plan for the time being

(to Q1 on p.46)

1	Within 1 year	4	6 years or more
2	1 year to less than 3 years	5	Do not know
3	3 years to less than 6 years		

- 1 Owned detached house (plot owned or partially owned)
- 2 Owned detached house (plot regular lease)
- 3 Owned detached house (plot term lease)
- 4 Owned condo (plot partially owned)
- 5 Owned condo (plot regular lease)
- 6 Owned condo (plot term lease)
- 7 Private rental housing
- 8 Private rental housing (term lease)
- 9 Public rental housing
- 10 Public rental housing (term lease)
- 11 Company housing or dormitory (incl. company leased housing)
- 12 Other ()

1 On same plot as present housing

2 Different location from present housing →

Prefecture

Please enter the amounts for both items below. If you are selling an old home and buying a new one, enter the full acquisition price of the new home (not the difference between the sales and purchase prices).

	(Housing and Construction Funds)	(Land Purchase Funds)
Total amount needed	<div> <div></div> <div>0</div> </div> <div>ten thousand yen</div>	<div> <div></div> <div>0</div> </div> <div>ten thousand yen</div>
Of which, own funds	<div> <div></div> <div>0</div> </div> <div>ten thousand yen</div>	<div> <div></div> <div>0</div> </div> <div>ten thousand yen</div>
Plan to take a loan	<div> <div>1 Yes</div> <div>2 No</div> </div>	<div> <div>1 Yes</div> <div>2 No</div> </div>
Gift expected	<div> <div>1 Yes</div> <div>2 No</div> </div>	<div> <div>1 Yes</div> <div>2 No</div> </div>

These questions concern mortgage loans.

(For all respondents)

Q1. Does your household presently have any mortgage loans?

1
Yes

2
No

(to Q2 on the next page)

SQ1. How much is your total mortgage loan balance and how much did you repay in total over the past year (including refinancing)?

Total mortgage loan balance

0

ten thousand yen

Total repaid over past year

				0
--	--	--	--	---

ten thousand yen

0 No repayments past year

SQ2. Do you intend to receive a mortgage loan tax credit for your mortgage loan balance at the end of 2006?

1 Yes → How much is the tax credit?

[illegible]

ten thousand yen

2 No → Reason()

SQ3. This question concerns the borrowing terms.

Is your mortgage loan fixed rate, variable rate, or a hybrid type (that can change from a fixed to a variable rate)? If it is a hybrid loan, when can the rate be changed?

1	Fixed rate → expires in		year ; remaining term		years		month
---	-------------------------	--	-----------------------	--	-------	--	-------

2 Variable rate

3 Hybrid loan

4 Fixed rate on

Changes in		years
------------	--	-------

Initial interest rate	.	% (enter to 2 nd decimal point)
-----------------------	---	--

SQ4. Does your mortgage loan have equal monthly payments with interest or principal equal monthly payments?

1 Equal monthly payments with interest

2 Principal equal monthly payments

3 Other ()

(For all respondents)

Q2. Have you ever voluntarily repaid a mortgage loan in advance?

1	2
Yes	No
↓	→ (end of survey)

SQ1. When did you repay the mortgage loan in advance? If you have repaid multiple mortgage loans in advance, answer for the most recent loan.

Year	<table border="1"><tr><td></td><td></td><td></td><td></td></tr></table>					Month	<table border="1"><tr><td></td><td></td></tr></table>		

SQ2. Was it a lump-sum repayment (repaying the entire balance at once; including refinancing), or was it a partial repayment?

1	2
Lump-sum repayment	Partial repayment

Thank you very much for your cooperation.