

## ◎ Regarding Employment and Living Situation ◎ (The Keio Household Panel Survey)

### Instructions

- This survey questionnaire is for respondents with spouses.
- Please answer the questions by circling the number of the applicable response, or by entering the applicable number in the blank square provided. When your answer is “other,” circle the number and write the specific details inside the parentheses. (When the space is not sufficient, write outside the parentheses).
- Please answer the questions in order. Some questions only apply to certain people. In those cases, please follow the directions.
- The survey includes somewhat personal questions about yourself and your family. These will be used for statistical analyses, so please answer the questions truthfully.
- If you do not know the answers to any of the questions concerning your family, please ask your family before responding.
- Some of the questions concern figures for the month of January. Please respond to those questions when you know the answers.

Survey officer \_\_\_\_\_ will collect your completed survey form around \_\_\_\_\_ (time) on \_\_\_\_\_ (date). Thank you very much for your cooperation.

We begin by asking questions regarding yourself.

Q1. (1) Sex

**1**  
Male

**2**  
Female

(2) What is your date of birth?

Year   |  |  |   Month   |   Day   |  

Jan. 2013

Branch No.		Point No.			Subject No.		Panel No.				Inspector	
							0					

These questions concern your family.

Q1. How many family members do you live with, including yourself?

persons

Q2. If there are any family members temporarily living separately for work, schooling, hospitalization, medical care, institutionalization or other reasons, how many are temporarily living separately?

person       No one is temporarily living separately

Q3. For all family members, including those temporarily living separately specified above, please enter their relationship to you; sex; birth month and year; present schooling or employment status; whether they are living with you or separately; and their marital status.

Relationship to you (please specify)	Relationship code (see below)	Sex Male=1 Female=2	Birth month and year	Schooling or employment status (Circle one only.)										Employment Form Code	Living together	Living separately	Marital status	
				Preschool	Elem. or Jr. high	High school	Jr. college	University	Graduate school	Vocational school	Employed	Homekeeping/childraising	Other (please specify)				Single	Married
1 Reference person	<input type="text"/> <input type="text"/>			1 2 3 4 5 6 7 8 9 10													1 2	
2 My spouse	<input type="text"/> <input type="text"/>	1 M 2 F	<input type="text"/> <input type="text"/> Y <input type="text"/> <input type="text"/> M	1 2 3 4 5 6 7 8 9 10													1 2	
3 My _____	<input type="text"/> <input type="text"/>	1 M 2 F	<input type="text"/> <input type="text"/> Y <input type="text"/> <input type="text"/> M	1 2 3 4 5 6 7 8 9 10													1 2	
4 My _____	<input type="text"/> <input type="text"/>	1 M 2 F	<input type="text"/> <input type="text"/> Y <input type="text"/> <input type="text"/> M	1 2 3 4 5 6 7 8 9 10													1 2	
5 My _____	<input type="text"/> <input type="text"/>	1 M 2 F	<input type="text"/> <input type="text"/> Y <input type="text"/> <input type="text"/> M	1 2 3 4 5 6 7 8 9 10													1 2	
6 My _____	<input type="text"/> <input type="text"/>	1 M 2 F	<input type="text"/> <input type="text"/> Y <input type="text"/> <input type="text"/> M	1 2 3 4 5 6 7 8 9 10													1 2	
7 My _____	<input type="text"/> <input type="text"/>	1 M 2 F	<input type="text"/> <input type="text"/> Y <input type="text"/> <input type="text"/> M	1 2 3 4 5 6 7 8 9 10													1 2	
8 My _____	<input type="text"/> <input type="text"/>	1 M 2 F	<input type="text"/> <input type="text"/> Y <input type="text"/> <input type="text"/> M	1 2 3 4 5 6 7 8 9 10													1 2	
9 My _____	<input type="text"/> <input type="text"/>	1 M 2 F	<input type="text"/> <input type="text"/> Y <input type="text"/> <input type="text"/> M	1 2 3 4 5 6 7 8 9 10													1 2	
10 My _____	<input type="text"/> <input type="text"/>	1 M 2 F	<input type="text"/> <input type="text"/> Y <input type="text"/> <input type="text"/> M	1 2 3 4 5 6 7 8 9 10													1 2	

Relationship Code

- 01 Spouse
- 02 Child
- 03 Child's spouse
- 04 Grandchild
- 05 Parent
- 06 Spouse's parent
- 07 Grandparent
- 08 Spouse's grandparent
- 09 Sibling
- 10 Spouse's sibling
- 11 Other relative
- 12 Other

Employment Form Code

- 1 Self-employed
- 2 Professional
- 3 Worker at family business
- 4 Officer of a company, organization, etc
- 5 Regular staff or employee
- 6 Part-time worker
- 7 Subcontracted worker
- 8 Contract employee or specialized contract employee
- 9 Other



Q8. Has your household experienced any of the following changes over the past one year (Feb. 2012 to Jan. 2013)?  
(Please circle all the numbers which apply)

- 1 I had a child
- 2 My parent or my spouse's parent moved in
- 3 A household member returned home after temporarily living separately for work
- 4 Other (the number of household members increased for other reasons)
- 5 A household member left to temporarily live separately for work
- 6 The number of household members decreased because a household member left
- 7 The number of household members decreased because of death
- 8 Other (the number of household members decreased for other reasons)
- 9 I got married
- 10 I got divorced from my spouse
- 11 I separated from my spouse
- 12 I (and my family) left parent's home and formed a separate household
- 13 I (and my family) moved into parent's home and formed a joint household
- 14 No particular changes

---

Q9. Were you living at the same address one year ago?

- 1 Yes, I was at the same address
- 2 No, I was at a different address (I moved here \_\_\_\_\_ months ago)

These questions concern your children.

The following questions are to be answered by those who have children who go to junior high school or younger. If you do not have such children, proceed to Q1 on page 5.

Q1. (1) Does your household have the following items that your children can use or appreciate?  
Circle all the numbers of all options that are applicable.

- 1 Computer      2 Internet      3 Art objects or paintings      4 Musical instrument  
(Cell phone excluded)

---

(2) How many books are there in your house? Include books that belong to all your family members.  
(Exclude comics and magazines.)

- 1 Fewer than 10      2 10–50      3 51–100      4 101–300      5 301 or more

---

Q2. How often do you eat dinner with your children?

- 1 Almost every day      2 5–6 days per week      3 3–4 days per week      4 1–2 days per week      5 Rarely

The questions on the following pages 5-20 are for the respondent filling out the survey forms. Questions on pages 23-39 are for the respondent's spouse.

These questions concern your parents.

Q1. Are your parents alive?

- 1 Both parents alive
  - 2 Father alive, mother deceased
  - 3 Mother alive, father deceased
  - 4 Both parents deceased
- (to next page)

Q2. How much financial assistance did you give to your parents last year?  
Please include housing purchases, rent, land rent, living expenses and other financial assistance.

Last year  ten thousand yen      0 Did not give any financial assistance

→ (to Q3)

SQ. What were the purposes of that financial assistance? (Multiple responses permitted)

- 1 Living expenses
- 2 Medical expenses
- 3 Housing purchasing assistance
- 4 Rent
- 5 Other (      )
- 6 None

Q3. How much financial assistance did you receive from your parents last year?  
Please exclude inheritance items, but include housing purchases, rent, land rent, living expenses and other financial assistance and allowances.

Last year  ten thousand yen      0 Did not receive any financial assistance

→ (to next page)

SQ. What were the purposes of that financial assistance? (Multiple responses permitted)

- 1 Living expenses
- 2 Medical expenses
- 3 Housing purchasing assistance
- 4 Rent
- 5 Other (      )
- 6 None

These questions concern your current schooling.

Q1. Are you presently attending school?

1 Yes

School location: 1 Same city, ward, town or village  
2 Same prefecture, other city, ward, town or village  
3 Other prefecture (\_\_\_\_\_ Prefecture)

2 No

Q2. These questions ask about your learning activities to improve your skills and abilities.

(1) During the year from last February until now, have you taken any actions (attended school, taken lectures, self-study, etc.) of your own will, to improve your skills and abilities for your own work?

1 Presently taking action      2 Took action      3 Did not take action  
↓      ↘ (to (4))

(2) How did you learn? Please circle all the items that apply. (Multiple responses permitted)

- 1 Attended vocational school or advanced vocational school
- 2 Attended trade school
- 3 Attended public vocational training
- 4 Attended university (degree program)
- 5 Attended graduate school (including adult education)
- 6 Took correspondence course (including university courses)
- 7 Attended university or other public lecture
- 8 Learned from TV or radio course and books
- 9 Attended lectures or seminars
- 10 Participated in company voluntary study group
- 11 Other ( )

→SQ. (Only for respondents who answered 1-5 in (2)) Did you graduate from that program?

1 Yes, completed and graduated      2 Have not yet completed or graduated

(3) How much time and money did you spend per month, on average, for that learning? (Include all expenses paid by you or your family, but do not include public assistance or assistance from your employer; enter "0" if you did not spend any money.)

Time: Approx.  hours      Money: Approx.  ten thousand yen

(For all respondents)

(4) Did you make use of the Training and Education Benefits System over the past year?

- 1 Used it and received benefits
- 2 Am using it and will receive benefits
- 3 Know about the system, but have not used it
- 4 Do not know about the system, and have not used it

(5) (Only for respondents who answered 3 in (4))

Are you eligible to use the Training and Education Benefits System?

1 Yes      2 No      3 I do not know

These questions concern your employment.

We begin by asking about your work.

Q1. Last month (January), did you perform any paid work (including paid work at family businesses)?

Please circle the item that most closely matches your activity (answer including part-time work).

Performed paid work			Did not perform any paid work		
1	2	3	4	5	6
Mostly worked	Worked while mostly attending school	Worked while mostly keeping house	Took leave from work	Was looking for work	Attended school; kept house; other
→ (to Q3 on the next page)			↓	→ (to SQ2)	→ (to SQ3)

(For respondents who answered "4 Took leave from work" in Q1)

SQ1. Why did you take leave from work last month (Jan.), even though you have a job?

- 1 Because of my own health
- 2 Because of late stock buy-in, weak markets, etc.
- 3 To prepare for opening business
- 4 For childcare leave
- 5 For nursing care leave
- 6 Other ( )

(If you answered SQ1, proceed to Q3 on the next page)

(For respondents who answered "5 Was looking for work" in Q1)

SQ2. (1) Which method did you mostly use to look for work?

- 1 Registered with a Public Employment Security Office
- 2 Used job offer advertisements and magazines
- 3 Used a private employment placement service
- 4 Asked schools and/or acquaintances for recommendations and introductions
- 5 Asked my former company for introductions
- 6 Applied directly to businesses making job offers
- 7 Other ( )

(2) How many days did you spend in total last month (Jan.) looking for work?  days

(3) How much money did you spend in total last month (Jan.) looking for work?  thousand yen

(4) Did you receive unemployment insurance benefits?  
1 Yes I did → For how many months?  months  
2 No, I did not  
3 I did not have employment insurance coverage

(Respondents who answered SQ2 proceed to Q2 on the next page)

(For respondents who answered "6 Attended school; kept house; other" in Q1)

SQ3. What did you mostly do last month (Jan.)?

- |                                     |   |
|-------------------------------------|---|
| 1 Mostly attended school            | 5 Life after retirement                         |
| 2 Mostly housework & childcare      | 6 Preparation for study abroad or move overseas |
| 3 Treatment of my illness or injury | 7 Other ( )                                     |
| 4 Nursing care of family member     |   |

(Respondents who answered SQ3, proceed to Q2 on the next page)



(For respondents who answered 5 or 6 in Q1 on the previous page)

Q2. Did you perform any paid work over the past year?

**1**  
Yes

**2**  
No

(Respondents who answered Q2, proceed to Q8 on p. 14)

---

(For respondents who answered 1–4 in Q1 on the previous page)

Q3. This question concerns your regular work. If you have more than one job, respond for the job which generates the highest income.

Enter the nature of your job inside the parentheses with a specific description such as “automobile salesperson”, “supermarket cashier”, “junior high school teacher” or “furniture maker”, and then answer the following questions.

( Job description: )

(1) What is the nature of the work you usually do?

- 1** Agriculture, forestry, or fishery worker
- 2** Mine worker
- 3** Salesperson (retail or wholesale shop manager or worker, outside salesperson, real estate agent, etc.)
- 4** Service worker (worker, cleaner, etc. at a barber shop, beauty parlor, restaurant, inn, etc.)
- 5** Manager (national or local government assembly member; section chief or higher position at a company, organization or government office)
- 6** Clerical worker (general clerk, accountant, operator, sales clerk, etc.)
- 7** Transportation or communications worker (railway or motor vehicle driver; ship or airplane pilot; conductor; cable or wireless radio operator, etc.)
- 8** Manufacturing, construction, maintenance or freight worker
- 9** Information technology engineer (systems engineer, programmer, etc.)
- 10** Specialized or technical worker \*excluding IT engineer (company researcher or engineer; medical practitioner; legal practitioner; teacher; artist; etc.)
- 11** Public safety employee (SDF, police, fire department, security guard, etc.)
- 12** Other ( )

---

(2) What is the legal structure of the company or office (store, office, factory, etc.) where you usually work? If you work at a family business, respond “proprietorship”.

- 1** Proprietorship
- 2** Corporation
- 3** Non-profit corporation (educational corporation, medical corporation, foundation, association, NPO or other public benefit corporation)
- 4** Government organ

(3) What is the nature of the work of the company or office where you usually work?

- 1 Agriculture
- 2 Fishery, forestry, marine products
- 3 Mining
- 4 Construction
- 5 Manufacturing (including publishing and printing)
- 6 Wholesale, retail (including department stores and supermarkets)
- 7 Restaurants, accommodations
- 8 Finance, insurance
- 9 Real estate
- 10 Transportation
- 11 Information services and surveys
- 12 Information & telecommunications other than information services and surveys (telephone and other communications, broadcasting, internet services)
- 13 Utilities (provision of electricity, gas, water, heat)
- 14 Medicine, welfare
- 15 Education, learning support
- 16 Other services
- 17 Public service
- 18 Other ( )

---

(4) How many employees does the company where you usually work have in total?

- |   |               |   |                     |
|---|---------------|---|---------------------|
| 1 | 1- 4 persons  | 4 | 100- 499 persons    |
| 2 | 5-29 persons  | 5 | 500 persons or more |
| 3 | 30-99 persons | 6 | Government          |

---

(5) Is the place where you usually work in the same city, town or village as your residence?

- 1 Same city, ward, town or village
- 2 Same prefecture , other city, ward, town or village
- 3 Other prefecture ( Prefecture)

---

(6) What is the form of your employment?

- 1 Self-employed (restaurant; wholesale or retail shop; agriculture; etc.)
- 2 Professional (doctor; lawyer; accountant; tax accountant; author; etc.)
- 3 Worker at family business (restaurant; wholesale or retail shop; agriculture; etc.)
- 4 Working at home without an employee relationship with a company
- 5 Wage worker (working at a company, organization, etc.) (as an employee of an employer)
- 6 Consigned work or subcontractor (without an employee relationship)

(If you answered 1, 2, 3, 4 or 6, proceed to (11) on the next page)

(If you answered 5, proceed to (7) on the next page)







(2) Answer regarding the conditions of following items at present.

	Agree	Agree somewhat	Cannot say either way	Disagree somewhat	Disagree
Often work on holidays and at home	1	2	3	4	5
Have a lot of work responsibility, authority and discretion	1	2	3	4	5
Make many work errors	1	2	3	4	5
Have high work fulfillment and satisfaction	1	2	3	4	5
Have good relationship with work supervisor	1	2	3	4	5
Have good relationships with colleagues	1	2	3	4	5

(3) Does your company have the following types of systems?

- Reduced working hours system  
1 No 2 Yes 3 Have used 4 Do not know
- Working at home system  
1 No 2 Yes 3 Have used 4 Do not know
- Half-day or hourly leave system  
1 No 2 Yes 3 Have used 4 Do not know
- Long-term refreshment leave system  
1 No 2 Yes 3 Have used 4 Do not know
- In-house transfers advertising system  
1 No 2 Yes 3 Have used 4 Do not know
- System for rehiring employees who retired for childcare or nursing care  
1 No 2 Yes 3 Have used 4 Do not know
- Reclassification system from non-regular to regular employees  
1 No 2 Yes 3 Have used 4 Do not know

Q7. Will you continue your present job in the future?

- 1 I want to continue (including changing position or location within the same company)
- 2 I want to do other work in addition to my present job
- 3 I want to change to another job
- 4 I want to quit working altogether

(For respondents who answered 3 in Q7)

SQ. Why do you want to change to another job? Circle the one main reason only.

- 1 Because I was just doing the job temporarily
- 2 Because the compensation is low
- 3 Because of business declining and anxiety about the future
- 4 In preparation for retirement or expiration of employment contract
- 5 Because I want to become a regular employee
- 6 Because of the large time and psychological burden
- 7 Because I want to make use of my knowledge and skills
- 8 Because I want more free time
- 9 Other ( )

(For all respondents)

Q8. Are you working at the same job you were working at one year ago?

- 1 I am at the same company or organization as 1 year ago, and at the same workplace (continuous employment with no transfer)
- 2 I am at the same company or organization as 1 year ago, but at a different workplace (continuous employment with transfer)
- 3 I remain an employee of the same company or organization as 1 year ago, but I am working at a different company or organization (temporary transfer)
- 4 I am at a different company or organization from 1 year ago (job switch)
- 5 I was newly employed during the past year (new employment)
- 6 I quit the job I had 1 year ago, and became unemployed (left employment)
- 7 I was on leave for childcare, nursing care, etc. during the past year (on leave)
- 8 I was unemployed 1 year ago and I am still unemployed (continued unemployment)

(For respondents who answered 4 or 6 in Q8)

SQ. Why did you quit the company or organization where you were working 1 year ago?

- 1 Business establishment closed; company went bankrupt; discontinued own business
- 2 Layoff or personnel shake-up
- 3 Anxiety about the future (business declining, etc.)
- 4 For other employer or business reasons
- 5 For retirement or commensurate reasons
- 6 To look for work with better terms
- 7 To get married
- 8 For birth and/or childcare
- 9 To give nursing care
- 10 For housework; to attend school
- 11 For health reasons
- 12 Other ( )

(For all respondents)

Q9. (1) Please circle all of the following items that apply concerning your employment status last year (Jan.-Dec.). (Multiple responses permitted)

- 1 Worked all year long
- 2 Had a job, but took leave all year long
- 3 Looked for work all year long
- 4 Did not work all year long
- 5 Did not take any leave
- 6 Did not look for work at all, all year long

(2) During last year, if there were any specific periods when you (a) worked, (b) took leave from work, or (c) looked for work, circle all of the following months that apply. If there were months when you both worked and looked for work, or both took leave from work and looked for work, then circle the months for both. However, do not circle the same month for both worked and took leave from work.

(a) Months when I primarily worked

Jan	Feb	March	April	May	June	July	Aug	Sept	Oct	Nov	Dec
1	2	3	4	5	6	7	8	9	10	11	12

(b) Months when I took leave from work while still keeping a main job

Jan	Feb	March	April	May	June	July	Aug	Sept	Oct	Nov	Dec
1	2	3	4	5	6	7	8	9	10	11	12

(c) Months when I primarily looked for work

Jan	Feb	March	April	May	June	July	Aug	Sept	Oct	Nov	Dec
1	2	3	4	5	6	7	8	9	10	11	12





\*This page must be answered by the person requested to complete the questionnaire.

From here, we ask you about your thoughts, lifestyle, and health.  
First we would like to ask you about your feeling of happiness.

Q1. Please provide answers as to how your feeling of happiness was during the following periods, on a scale of **0** to **10**, with **0** being “having no feeling of happiness at all,” and **10** being “having a feeling of complete happiness.”

(1) This week.										
<b>0</b>	<b>1</b>	<b>2</b>	<b>3</b>	<b>4</b>	<b>5</b>	<b>6</b>	<b>7</b>	<b>8</b>	<b>9</b>	<b>10</b>
(2) This year.										
<b>0</b>	<b>1</b>	<b>2</b>	<b>3</b>	<b>4</b>	<b>5</b>	<b>6</b>	<b>7</b>	<b>8</b>	<b>9</b>	<b>10</b>
(3) Your entire life.										
<b>0</b>	<b>1</b>	<b>2</b>	<b>3</b>	<b>4</b>	<b>5</b>	<b>6</b>	<b>7</b>	<b>8</b>	<b>9</b>	<b>10</b>

Q2. Do the following items apply to you? Circle the appropriate number. **1** indicates “inapplicable,” and **5** indicates “applicable.”

	Inapplicable	Is not really applicable	I cannot say either way	Somewhat applicable	Applicable
(1) I have something to live for.	<b>1</b>	<b>2</b>	<b>3</b>	<b>4</b>	<b>5</b>
(2) I have hopes in my life.	<b>1</b>	<b>2</b>	<b>3</b>	<b>4</b>	<b>5</b>

Q3. Circle the appropriate number for each of the following questions. Choose **0** if you totally disagree with the statement. Choose **50** if you partially agree with the statement (50%). Choose **100** if you completely agree with the statement.

(a) Hardship and suffering in life, in many cases, do not happen by coincidence, but are directly caused by one's own actions.										
<b>0</b>	<b>10</b>	<b>20</b>	<b>30</b>	<b>40</b>	<b>50</b>	<b>60</b>	<b>70</b>	<b>80</b>	<b>90</b>	<b>100</b>
(b) Joy and happiness in life, in many cases, do not happen by coincidence, but are directly caused by one's own actions.										
<b>0</b>	<b>10</b>	<b>20</b>	<b>30</b>	<b>40</b>	<b>50</b>	<b>60</b>	<b>70</b>	<b>80</b>	<b>90</b>	<b>100</b>
(c) Hardship and suffering in life happen by coincidence, and there is no reason as to why they happen.										
<b>0</b>	<b>10</b>	<b>20</b>	<b>30</b>	<b>40</b>	<b>50</b>	<b>60</b>	<b>70</b>	<b>80</b>	<b>90</b>	<b>100</b>

\*This page must be answered by the person requested to complete the questionnaire.

These questions concern your use of time and health.

Q1. This question concerns your use of time. How frequently do you perform each of the following daily activities? Also, please specify the time you spend for those activities you perform at least once a week. (Please answer to the first decimal point, except for "Commute to school or work")

Example: 1.0 hour →  hrs    30 minutes →  hrs

Frequency	Almost every day	A few times per week	Once a week	Almost never	Never
Commute to school or work (one-way)	<b>1</b> Avg. <input type="text"/> <input type="text"/> <input type="text"/> min	<b>2</b> Avg. <input type="text"/> <input type="text"/> <input type="text"/> min.	<b>3</b> Avg. <input type="text"/> <input type="text"/> <input type="text"/> min.	<b>4</b>	<b>5</b>
Housework (prepare meals, laundry, grocery shopping, cleaning)	<b>1</b> Avg. <input type="text"/> <input type="text"/> hrs/day	<b>2</b> Avg. <input type="text"/> <input type="text"/> hrs/wk	<b>3</b> Avg. <input type="text"/> <input type="text"/> hrs/wk	<b>4</b>	<b>5</b>
Childcare	<b>1</b> Avg. <input type="text"/> <input type="text"/> hrs/day	<b>2</b> Avg. <input type="text"/> <input type="text"/> hrs/wk	<b>3</b> Avg. <input type="text"/> <input type="text"/> hrs/wk	<b>4</b>	<b>5</b>
Training or study for work	<b>1</b> Avg. <input type="text"/> <input type="text"/> hrs/day	<b>2</b> Avg. <input type="text"/> <input type="text"/> hrs/wk	<b>3</b> Avg. <input type="text"/> <input type="text"/> hrs/wk	<b>4</b>	<b>5</b>
Volunteer activities	<b>1</b> Avg. <input type="text"/> <input type="text"/> hrs/day	<b>2</b> Avg. <input type="text"/> <input type="text"/> hrs/wk	<b>3</b> Avg. <input type="text"/> <input type="text"/> hrs/wk	<b>4</b>	<b>5</b>

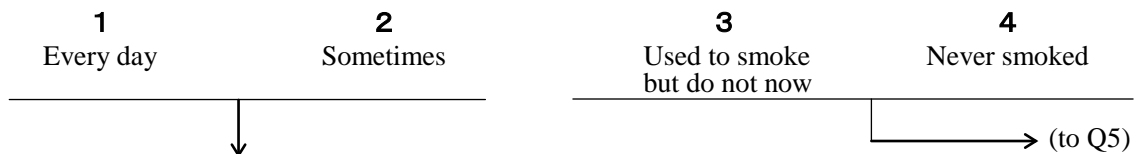
Q2. How is your health normally?

**1**                      **2**                      **3**                      **4**                      **5**  
 Good                  Pretty good                  Normal                  Not so good                  Bad

Q3. Do you presently experience any of the following conditions? Circle the number that applies for each item. (Circle one number for each item)

	Often	Sometimes	Rarely	Never
• Headaches or dizziness -----	<b>1</b>	<b>2</b>	<b>3</b>	<b>4</b>
• Palpitations, out of breath -----	<b>1</b>	<b>2</b>	<b>3</b>	<b>4</b>
• Digestive problems -----	<b>1</b>	<b>2</b>	<b>3</b>	<b>4</b>
• Back, lower back, shoulder pain -----	<b>1</b>	<b>2</b>	<b>3</b>	<b>4</b>
• Tire easily -----	<b>1</b>	<b>2</b>	<b>3</b>	<b>4</b>
• Catch cold easily -----	<b>1</b>	<b>2</b>	<b>3</b>	<b>4</b>
• Often become irritated -----	<b>1</b>	<b>2</b>	<b>3</b>	<b>4</b>
• Trouble falling to sleep -----	<b>1</b>	<b>2</b>	<b>3</b>	<b>4</b>
• Find seeing people tiresome -----	<b>1</b>	<b>2</b>	<b>3</b>	<b>4</b>
• Lost work concentration -----	<b>1</b>	<b>2</b>	<b>3</b>	<b>4</b>
• Dissatisfied with life -----	<b>1</b>	<b>2</b>	<b>3</b>	<b>4</b>
• Anxiety about the future -----	<b>1</b>	<b>2</b>	<b>3</b>	<b>4</b>

Q4. Do you smoke cigarettes?



SQ. How many cigarettes do you presently smoke per day?

Presently   cigarettes/day

\*This page must be answered by the person requested to complete the questionnaire.

Q5. Please circle the number that corresponds to your recent alcohol drinking habits.

- |             |                 |                |               |
|-------------|-----------------|----------------|---------------|
| <b>1</b>    | <b>2</b>        | <b>3</b>       | <b>4</b>      |
| Never drink | Few times/month | 1-2 times/week | 3+ times/week |

Q6. (1) On average, how many minutes do you walk per day in commuting to school or work? (Circle one only)

<div style="border: 1px solid black; width: 100px; height: 30px; display: flex; justify-content: space-around;"> <span style="border-right: 1px dashed black; width: 25px;"></span> <span style="border-right: 1px dashed black; width: 25px;"></span> <span style="width: 25px;"></span> </div>	minutes	<b>0</b> do not walk
--	---------	----------------------

(2) How many days do you exercise (exercise which makes you sweat) each week, outside of work? (Circle one only)

- |                 |                 |                          |
|-----------------|-----------------|--------------------------|
| <b>1</b> 1 day  | <b>4</b> 4 days | <b>7</b> 7 days (daily)  |
| <b>2</b> 2 days | <b>5</b> 5 days | <b>8</b> Do not exercise |
| <b>3</b> 3 days | <b>6</b> 6 days |                          |

Q7. On average, how long do you sleep each day?

Presently average of

<span style="border-right: 1px dashed black; width: 15px;"></span> <span style="width: 15px;"></span>	hours	<span style="border-right: 1px dashed black; width: 15px;"></span> <span style="width: 15px;"></span>	minutes per day
---	-------	---	-----------------

Q8. Did you receive medical treatment or were you hospitalized last year? (Multiple responses permitted)

- |   |  |
|---|--|
| <b>1</b> No health problems               | <b>4</b> Was hospitalized                    |
| <b>2</b> Had symptoms, but took no action | <b>5</b> Purchased over-the-counter medicine |
| <b>3</b> Treatment at hospital or clinic  | <b>6</b> Other ( )                           |

Q9. Did you receive a physical examination or cancer screening last year? (Multiple responses permitted)

- |   |  |
|---|--|
| <b>1</b> No exam or screening                               |  |
| <b>2</b> Periodic company or municipal government screening |  |
| <b>3</b> Multiphase health screening                        |  |
| <b>4</b> Cancer screening                                   |  |
| <b>5</b> Other ( )  |  |

(SQ1 is for respondents who answered 2 or 3 in Q9)

SQ1. What types of problems were noted in the examination results? (Multiple responses permitted)

- |                                 |                              |
|---------------------------------|------------------------------|
| <b>1</b> Blood pressure related | <b>8</b> Electrolyte related |
| <b>2</b> Bone density related   | <b>9</b> Prostate related    |
| <b>3</b> Heart related          | <b>10</b> Metabolism related |
| <b>4</b> Anemia related         | <b>11</b> Obesity related    |
| <b>5</b> Liver related          | <b>12</b> No problems noted  |
| <b>6</b> Kidney related         |                              |
| <b>7</b> Diabetes related       |                              |

(SQ2 is for respondents who answered 1-11 in SQ1)

SQ2. Did you go to a medical institution after the problem was noted?

- |              |                     |                                    |
|--------------|---------------------|------------------------------------|
| <b>1</b> Yes | <b>2</b> Plan to go | <b>3</b> Did not (and will not) go |
|--------------|---------------------|------------------------------------|

(For all respondents)

Q10. Did you pay for the treatment of disease or injury last year? Please circle the numbers that apply. If you did, please write the amount of copayment for the last year.

(\* Even if you received a high-cost medical care benefit, please write the amount that you paid at the medical institution.)

	Paid?	How much did you pay on your own last year?										
(a) Expenses for treatment at hospital/clinic <small>(Expenses paid at hospital/clinic, prescription charge, etc.)</small>	<b>1</b> Yes	<table border="1" style="display: inline-table; border-collapse: collapse;"> <tr> <td style="width: 20px; height: 20px;"></td> <td style="width: 20px; height: 20px;"></td> <td style="width: 20px; height: 20px;"></td> <td style="width: 20px; height: 20px;"></td> <td style="width: 20px; height: 20px;"></td> <td style="width: 20px; height: 20px;"></td> <td style="width: 20px; height: 20px;"></td> <td style="width: 20px; height: 20px;"></td> <td style="width: 20px; height: 20px;"></td> <td style="width: 20px; height: 20px;"></td> </tr> </table> thousand yen										
<b>2</b> No												
(b) Expenses for treatment other than above <small>(Purchase of non-prescription medicines (cold medicine, stomach medicine, etc.))</small>	<b>1</b> Yes	<table border="1" style="display: inline-table; border-collapse: collapse;"> <tr> <td style="width: 20px; height: 20px;"></td> <td style="width: 20px; height: 20px;"></td> <td style="width: 20px; height: 20px;"></td> <td style="width: 20px; height: 20px;"></td> <td style="width: 20px; height: 20px;"></td> <td style="width: 20px; height: 20px;"></td> <td style="width: 20px; height: 20px;"></td> <td style="width: 20px; height: 20px;"></td> <td style="width: 20px; height: 20px;"></td> <td style="width: 20px; height: 20px;"></td> </tr> </table> thousand yen										
<b>2</b> No												

These questions concern social insurance.

Q1. Circle the public pension to which you subscribe. (Everyone between 20 and 60 subscribes to one of these public pensions).

- 1 Employee pension or mutual aid pension (full-time employees at companies, public servants, or those receiving old-age pensions for active employees, etc.)
- 2 Third-party insured spouses (spouse of a member of Employees' pension insurance or mutual aid associations)
- 3 National pension only (Those other than 1 or 2, such as persons under the age of 60 and self-employed, unemployed, or are students. Or, are over the age of 60 and still paying insurance premiums.)
- 4 Do not subscribe (Persons over the age of 60 and currently finished to pay insurance premiums, receiving disability pension, or that have not joined the national pension plan, etc.)

(For respondents who only participate in the national pension)

SQ. Are you paying your contributions to the national pension?

- 1 I am paying the full contributions
- 2 I am receiving an exemption (including partial exemptions)
- 3 Student or youth deferment
- 4 I am not paying any contributions

(For all respondents)

Q2. Do you subscribe to employment insurance?

- 1 Yes
- 2 No

(Q3 is for respondents 65 and over)

Q3. What is your nursing care insurance premium category?

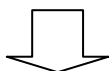
\*The nursing care insurance premium category is written on nursing care insurance premium calculation notices.

- |          |          |          |          |          |          |              |             |
|----------|----------|----------|----------|----------|----------|--------------|-------------|
| <b>1</b> | <b>2</b> | <b>3</b> | <b>4</b> | <b>5</b> | <b>6</b> | <b>7</b>     | <b>0</b>    |
| Level 1  | Level 2  | Level 3  | Level 4  | Level 5  | Level 6  | Over Level 7 | Do not know |

(For all respondents)

Q4. Do you and other family members you live with subscribe to National Health Insurance (to an NHI municipality association)? Circle the numbers for all family members who subscribe.

- |                  |                            |
|------------------|----------------------------|
| 1 Myself         | 5 Grandparent/grandparents |
| 2 Spouse         | 6 Grandchild/grandchildren |
| 3 Child/children | 7 Other family members     |
| 4 Parent/parents | 8 No one subscribes        |



SQ. How much is the total monthly National Health Insurance premium for all subscribers?

□ □ □

thousand yen/month





**The questions on pages 23–39 are for the spouse of the respondent who is filling out the survey.**

In the following questions, “you” refers to the spouse of the respondent who is filling out the survey.

Thank you very much for your cooperation.

(For the spouse of the respondent who is filling out the survey)

These questions concern your parents.

Q1. Are your parents alive?

- 1 Both parents alive
  - 2 Father alive, mother deceased
  - 3 Mother alive, father deceased
  - 4 Both parents deceased
- (to next page)

Q2. How much financial assistance did you give to your parents last year?

Please include housing purchases, rent, land rent, living expenses and other financial assistance.

Last year  ten thousand yen      0 Did not give any financial assistance

→ (to Q3)

SQ. What were the purposes of that financial assistance? (Multiple responses permitted)

- 1 Living expenses
- 2 Medical expenses
- 3 Housing purchasing assistance
- 4 Rent
- 5 Other (      )
- 6 None

Q3. How much financial assistance did you receive from your parents last year?

Please exclude inheritance items, but include housing purchases, rent, land rent, living expenses and other financial assistance and allowances.

Last year  ten thousand yen      0 Did not receive any financial assistance

→ (to next page)

SQ. What were the purposes of that financial assistance? (Multiple responses permitted)

- 1 Living expenses
- 2 Medical expenses
- 3 Housing purchasing assistance
- 4 Rent
- 5 Other (      )
- 6 None



(For the spouse of the respondent who is filling out the survey)

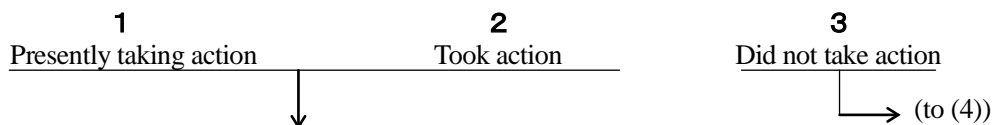
These questions concern your current schooling.

Q1. Are you presently attending school?

- 1 Yes
  - School location: 1 Same city, ward, town or village
  - 2 Same prefecture, other city, ward, town or village
  - 3 Other prefecture (\_\_\_\_\_ Prefecture)
- 2 No

Q2. These questions ask about your learning activities to improve your skills and abilities.

(1) During the year from last February until now, have you taken any actions (attended school, taken lectures, self-study, etc.) of your own will, to improve your skills and abilities for your own work?



(2) How did you learn? Please circle all the items that apply. (Multiple responses permitted)

- 1 Attended vocational school or advanced vocational school
- 2 Attended trade school
- 3 Attended public vocational training
- 4 Attended university (degree program)
- 5 Attended graduate school (including adult education)
- 6 Took correspondence course (including university courses)
- 7 Attended university or other public lecture
- 8 Learned from TV or radio course and books
- 9 Attended lectures or seminars
- 10 Participated in company voluntary study group
- 11 Other ( \_\_\_\_\_ )

→ SQ. (Only for respondents who answered 1-5 in (2)) Did you graduate from that program?

- 1** Yes, completed and graduated
- 2** Have not yet completed or graduated

(3) How much time and money did you spend per month, on average, for that learning? (Include all expenses paid by you or your family, but do not include public assistance or assistance from your employer; enter "0" if you did not spend any money.)

Time: Approx.  hours      Money: Approx.  ten thousand yen

(For all respondents)

(4) Did you make use of the Training and Education Benefits System over the past year?

- 1 Used it and received benefits
- 2 Am using it and will receive benefits
- 3 Know about the system, but have not used it
- 4 Do not know about the system, and have not used it

(5) (Only for respondents who answered 3 in (4))  
Are you eligible to use the Training and Education Benefits System?

- 1** Yes
- 2** No
- 3** I do not know

(For the spouse of the respondent who is filling out the survey)

These questions concern your employment.

We begin by asking about your work.

Q1. Last month (January), did you perform any paid work (including paid work at family businesses)?

Please circle the item that most closely matches your activity (answer including part-time work).

Performed paid work			Did not perform any paid work		
1	2	3	4	5	6
Mostly worked	Worked while mostly attending school	Worked while mostly keeping house	Took leave from work	Was looking for work	Attended school; kept house; other
→ (to Q3 on the next page)			↓	→ (to SQ2)	→ (to SQ3)

(For respondents who answered "4 Took leave from work" in Q1)

SQ1. Why did you take leave from work last month (Jan.), even though you have a job?

- 1 Because of my own health
- 2 Because of late stock buy-in, weak markets, etc.
- 3 To prepare for opening business
- 4 For childcare leave
- 5 For nursing care leave
- 6 Other ( )

(If you answered SQ1, proceed to Q3 on the next page)

(For respondents who answered "5 Was looking for work" in Q1)

SQ2. (1) Which method did you mostly use to look for work?

- 1 Registered with a Public Employment Security Office
- 2 Used job offer advertisements and magazines
- 3 Used a private employment placement service
- 4 Asked schools and/or acquaintances for recommendations and introductions
- 5 Asked my former company for introductions
- 6 Applied directly to businesses making job offers
- 7 Other ( )

(2) How many days did you spend in total last month (Jan.) looking for work?

--	--	--	--	--

 days

(3) How much money did you spend in total last month (Jan.) looking for work?

--	--	--	--	--

 thousand yen

(4) Did you receive unemployment insurance benefits?

- 1 Yes I did → For how many months?
- 2 No, I did not
- 3 I did not have employment insurance coverage

--	--	--	--

 months

(Respondents who answered SQ2 proceed to Q2 on the next page)

(For respondents who answered "6 Attended school; kept house; other" in Q1)

SQ3. What did you mostly do last month (Jan.)?

- |                                     |   |
|-------------------------------------|---|
| 1 Mostly attended school            | 5 Life after retirement                         |
| 2 Mostly housework & childcare      | 6 Preparation for study abroad or move overseas |
| 3 Treatment of my illness or injury | 7 Other ( )                                     |
| 4 Nursing care of family member     |   |

(Respondents who answered SQ3, proceed to Q2 on the next page)

(For the spouse of the respondent who is filling out the survey)

(For respondents who answered 5 or 6 in Q1 on the previous page)

Q2. Did you perform any paid work over the past year?

- |          |          |
|----------|----------|
| <b>1</b> | <b>2</b> |
| Yes      | No       |

(Respondents who answered Q2, proceed to Q8 on p. 32)

---

(For respondents who answered 1–4 in Q1 on the previous page)

Q3. This question concerns your regular work. If you have more than one job, respond for the job which generates the highest income.

Enter the nature of your job inside the parentheses with a specific description such as “automobile salesperson”, “supermarket cashier”, “junior high school teacher” or “furniture maker”, and then answer the following questions.

( Job description: )

(1) What is the nature of the work you usually do?

- 1** Agriculture, forestry, or fishery worker
- 2** Mine worker
- 3** Salesperson (retail or wholesale shop manager or worker, outside salesperson, real estate agent, etc.)
- 4** Service worker (worker, cleaner, etc. at a barber shop, beauty parlor, restaurant, inn, etc.)
- 5** Manager (national or local government assembly member; section chief or higher position at a company, organization or government office)
- 6** Clerical worker (general clerk, accountant, operator, sales clerk, etc.)
- 7** Transportation or communications worker (railway or motor vehicle driver; ship or airplane pilot; conductor; cable or wireless radio operator, etc.)
- 8** Manufacturing, construction, maintenance or freight worker
- 9** Information technology engineer (systems engineer, programmer, etc.)
- 10** Specialized or technical worker \*excluding IT engineer (company researcher or engineer; medical practitioner; legal practitioner; teacher; artist; etc.)
- 11** Public safety employee (SDF, police, fire department, security guard, etc.)
- 12** Other ( )

---

(2) What is the legal structure of the company or office (store, office, factory, etc.) where you usually work? If you work at a family business, respond “proprietorship”.

- 1** Proprietorship
- 2** Corporation
- 3** Non-profit corporation (educational corporation, medical corporation, foundation, association, NPO or other public benefit corporation)
- 4** Government organ

(For the spouse of the respondent who is filling out the survey)

(3) What is the nature of the work of the company or office where you usually work?

- 1 Agriculture
  - 2 Fishery, forestry, marine products
  - 3 Mining
  - 4 Construction
  - 5 Manufacturing (including publishing and printing)
  - 6 Wholesale, retail (including department stores and supermarkets)
  - 7 Restaurants, accommodations
  - 8 Finance, insurance
  - 9 Real estate
  - 10 Transportation
  - 11 Information services and surveys
  - 12 Information & telecommunications other than information services and surveys  
(telephone and other communications, broadcasting, internet services)
  - 13 Utilities (provision of electricity, gas, water, heat)
  - 14 Medicine, welfare
  - 15 Education, learning support
  - 16 Other services
  - 17 Public service
  - 18 Other ( )
- 

(4) How many employees does the company where you usually work have in total?

- |                 |                       |
|-----------------|-----------------------|
| 1 1- 4 persons  | 4 100- 499 persons    |
| 2 5-29 persons  | 5 500 persons or more |
| 3 30-99 persons | 6 Government          |
- 

(5) Is the place where you usually work in the same city, town or village as your residence?

- 1 Same city, ward, town or village
  - 2 Same prefecture , other city, ward, town or village
  - 3 Other prefecture ( Prefecture)
- 

(6) What is the form of your employment?

- 1 Self-employed (restaurant; wholesale or retail shop; agriculture; etc.)
- 2 Professional (doctor; lawyer; accountant; tax accountant; author; etc.)
- 3 Worker at family business (restaurant; wholesale or retail shop; agriculture; etc.)
- 4 Working at home without an employee relationship with a company
- 5 Wage worker (working at a company, organization, etc.) (as an employee of an employer)
- 6 Consigned work or subcontractor (without an employee relationship)

(If you answered 1, 2, 3, 4 or 6, proceed to (11) on next the page)

(If you answered 5, proceed to (7) on the next page)

(For the spouse of the respondent who is filling out the survey)

((7) is for respondents who answered "5 Wage worker" in (6))

(7) What is your work status at your company?

- 1 Full-time, regular employee – no title
  - 2 Full-time, regular employee – with title
  - 3 Full-time, regular employee - manager
  - 4 Contract employee
  - 5 Part-time worker
  - 6 Subcontracted worker
  - 7 Specialized contract employee
- } → (Proceed to (9))
- ↓
- 

((8) is for respondents who answered 4-7 in (7))

(8) Why do you work under that work status?

- 1 I wanted to work as a regular employee but no company would hire me
  - 2 The wages and working terms and conditions are good
  - 3 I could not work as a regular employee due to personal reasons
  - 4 Other ( )
- 

((9)-(10) is for respondents who answered "5 Wage Worker" in (6))

(9) What is your contract period at the place where you usually work?

- 1 Employment contract with no period specified
- 2 Employment contract with period specified (initial contract at this workplace)
- 3 Employment contract with period specified (renewed contract at this workplace)

→ Contract period  months

(For respondents who answered "3" )

SQ. How many times have you renewed your contract?

Contract renewed  times

---

(10) How many paid holidays did you take last year and how many paid holidays were you granted (including holidays carried over from the prior year)?

(Of which)

Granted  days    Carried over  days    Taken  days

(total last year)  (paid holidays)

---

(For respondents who answered 1-4 in Q1 on page 25)

(11) Are you a member of a labor union?

- 1 There is no labor union at my workplace
- 2 There is a labor union, but I am not a member
- 3 I am a member of the workplace labor union
- 4 I am a member of a labor union other than the workplace labor union
- 5 Not applicable (self-employed or professional)

(For the spouse of the respondent who is filling out the survey)

(12) What was your income from your main job last year? Please enter your gross income before deductions for taxes and social insurance.

Last year     ten thousand yen    **0** No income

(13) Which type of compensation and how much compensation did you receive for your work last year (from Jan. through Dec.)? If you had more than one job, respond for the job which generated the highest income.

**1**  
Monthly Salary
**2**  
Weekly Salary
**3**  
Daily Wage
**4**  
Hourly Wage
**5**  
Annual Salary

① About how much do you earn from this job each month (including overtime; not including bonuses; pre-tax)?

Per month

thousand yen

② What is your daily wage?

Per day

yen

③ What is your hourly wage?

Per hour

yen

④ What is your annual salary?

Per year

ten thousand yen

(14) How much did you receive in bonuses last year? Please enter the total for summer, winter and other bonuses.

ten thousand yen    **0** None

Q4. This question concerns spouse allowances.

(1) Does your company have a spouse allowances (allowances for spouses who are unemployed or earn less than a certain income) system?

**1**  
Yes
**2**  
No
**3**  
Do not know

↓
→
(to Q5 on the next page)

SQ. How much is the monthly spouse allowance?   thousand yen    × Do not know

(2) Are you receiving a spouse allowance?

**1**  
Yes
**2**  
No

(For the spouse of the respondent who is filling out the survey)

Q5. These questions concern annual income adjustments and working hours adjustments.

(1) Did you make some sort of annual income or working hours adjustment during last year?



(2) Why did you make the adjustment? Please circle all the items that apply. (Multiple responses permitted).

- 1 Because I would have been obliged to pay taxes if I exceeded the tax-exempt limit (¥1.03 million) for my own income taxes
- 2 Because I would have lost my spouse tax credit and my special tax deduction for spouse would have decreased if my income exceeded a certain amount
- 3 Because my spouse would have lost the company spouse allowance if my income exceeded a certain amount
- 4 Because I would have lost my status as a dependent under my spouse's health insurance, pension and other systems if my income exceeded a certain amount (¥1.3 million), and been obliged to join these systems myself
- 5 Because I would have been obliged to join employment insurance if my prescribed working hours reached 20 hours per week
- 6 Because I would have been obliged to join health insurance, pension and other systems if my working hours reached 3/4 the prescribed working hours of regular employees
- 7 For company reasons, so I would not be required to join employment insurance, pension or other systems
- 8 Other ( )

(3) This question concerns your working hours. If you have more than one job, respond for the job which generates the highest income. Include overtime provided for free in items concerning overtime.

1) Which of the following is closest to your work system (working hours system)?

- 1 Regular working hours system
- 2 Flex time system (self starting and ending time self-adjustment within certain hours)
- 3 Variable working hours system (different working hours during certain periods only); shift system (day & night shifts, etc.)
- 4 Discretionary working hours system; imputed working hours system (specialists, sales personnel, planners and home workers to whom the law applies)
- 5 No working hours management (managerial and other work with no overtime payments, other than discretionary working hours system and imputed working hours system)

2) On average, how many days of paid work do you perform each month?  days/month

3) On average, how many hours of paid work do you perform each week (including overtime)?  hours/week

4) Of those, how many are overtime hours?  
(Leave this blank if you are self-employed or otherwise do not receive overtime)  hours/week

5) How many are overtime hours paid at increased wages for overtime work?  hours/week

Q6. This question concerns the nature of your work.

(1) Did the nature of your work change since this time last year?

- 1 Yes                      2 No

(For the spouse of the respondent who is filling out the survey)

(2) Answer regarding the conditions of following items at present.

	Agree	Agree somewhat	Cannot say either way	Disagree somewhat	Disagree
Often work on holidays and at home	1	2	3	4	5
Have a lot of work responsibility, authority and discretion	1	2	3	4	5
Make many work errors	1	2	3	4	5
Have high work fulfillment and satisfaction	1	2	3	4	5
Have good relationship with work supervisor	1	2	3	4	5
Have good relationships with colleagues	1	2	3	4	5

(3) Does your company have the following types of systems?

- Reduced working hours system  
1 No 2 Yes 3 Have used 4 Do not know
- Working at home system  
1 No 2 Yes 3 Have used 4 Do not know
- Half-day or hourly leave system  
1 No 2 Yes 3 Have used 4 Do not know
- Long-term refreshment leave system  
1 No 2 Yes 3 Have used 4 Do not know
- In-house transfers advertising system  
1 No 2 Yes 3 Have used 4 Do not know
- System for rehiring employees who retired for childcare or nursing care  
1 No 2 Yes 3 Have used 4 Do not know
- Reclassification system from non-regular to regular employees  
1 No 2 Yes 3 Have used 4 Do not know

Q7. Will you continue your present job in the future?

- 1 I want to continue (including changing position or location within the same company)
- 2 I want to do other work in addition to my present job
- 3 I want to change to another job
- 4 I want to quit working altogether

(For respondents who answered 3 in Q7)

SQ. Why do you want to change to another job? Circle the one main reason only.

- 1 Because I was just doing the job temporarily
- 2 Because the compensation is low
- 3 Because of business declining and anxiety about the future
- 4 In preparation for retirement or expiration of employment contract
- 5 Because I want to become a regular employee
- 6 Because of the large time and psychological burden
- 7 Because I want to make use of my knowledge and skills
- 8 Because I want more free time
- 9 Other ( )



(For the spouse of the respondent who is filling out the survey)

(For all respondents)

Q8. Are you working at the same job you were working at one year ago?

- 1 I am at the same company or organization as 1 year ago, and at the same workplace (continuous employment with no transfer)
- 2 I am at the same company or organization as 1 year ago, but at a different workplace (continuous employment with transfer)
- 3 I remain an employee of the same company or organization as 1 year ago, but I am working at a different company or organization (temporary transfer)
- 4 I am at a different company or organization from 1 year ago (job switch)
- 5 I was newly employed during the past year (new employment)
- 6 I quit the job I had 1 year ago, and became unemployed (left employment)
- 7 I was on leave for childcare, nursing care, etc. during the past year (on leave)
- 8 I was unemployed 1 year ago and I am still unemployed (continued unemployment)

(For respondents who answered 4 or 6 in Q8)

SQ. Why did you quit the company or organization where you were working 1 year ago?

- 1 Business establishment closed; company went bankrupt; discontinued own business
- 2 Layoff or personnel shake-up
- 3 Anxiety about the future (business declining, etc.)
- 4 For other employer or business reasons
- 5 For retirement or commensurate reasons
- 6 To look for work with better terms
- 7 To get married
- 8 For birth and/or childcare
- 9 To give nursing care
- 10 For housework; to attend school
- 11 For health reasons
- 12 Other ( )

(For all respondents)

Q9. (1) Please circle all of the following items that apply concerning your employment status last year (Jan.-Dec.). (Multiple responses permitted)

- |   |   |
|---|---|
| 1 Worked all year long                    | 4 Did not work all year long                  |
| 2 Had a job, but took leave all year long | 5 Did not take any leave                      |
| 3 Looked for work all year long           | 6 Did not look for work at all, all year long |

(2) During last year, if there were any specific periods when you (a) worked, (b) took leave from work, or (c) looked for work, circle all of the following months that apply. If there were months when you both worked and looked for work, or both took leave from work and looked for work, then circle the months for both. However, do not circle the same month for both worked and took leave from work.

(a) Months when I primarily worked

Jan	Feb	March	April	May	June	July	Aug	Sept	Oct	Nov	Dec
1	2	3	4	5	6	7	8	9	10	11	12

(b) Months when I took leave from work while still keeping a main job

Jan	Feb	March	April	May	June	July	Aug	Sept	Oct	Nov	Dec
1	2	3	4	5	6	7	8	9	10	11	12

(c) Months when I primarily looked for work

Jan	Feb	March	April	May	June	July	Aug	Sept	Oct	Nov	Dec
1	2	3	4	5	6	7	8	9	10	11	12

(For the spouse of the respondent who is filling out the survey)

Q10. During last year (Jan.-Dec.) did you ever have a side job in addition to your main job?

<b>1</b>	<b>2</b>	<b>3</b>
<u>Had a side job</u>	Side job prohibited	Side job allowed, but did not have one
↓		

---

SQ. (For respondents who had a side job during last year [Jan.-Dec.]). If you had more than one side job, please enter the totals for all side jobs.

(1) What was your total income from all side jobs last year? Please enter the gross income before deductions for taxes, social insurance contributions, etc.

--	--	--	--	--

 ten thousand yen

(2) How many months did you work at side jobs during last year?

--	--

 months last year

(3) How many hours did you work at side jobs, during those months when you worked at side jobs last year?

1) How many days did you work at side jobs, on average, during those Months when you worked at side jobs last year?

--	--

 days/month

2) In those months, on average, how many hours did you work? at side jobs per week?

--	--

 hours/week

(For the spouse of the respondent who is filling out the survey)

\* This page must be answered by the spouse of the person requested to complete the questionnaire.

From here, we ask you about your thoughts, lifestyle, and health.  
First we would like to ask you about your feeling of happiness.

Q1. Please provide answers as to how your feeling of happiness was during the following periods, on a scale of **0** to **10**, with **0** being “having no feeling of happiness at all,” and **10** being “having a feeling of complete happiness.”

(1) This week.										
0	1	2	3	4	5	6	7	8	9	10
(2) This year.										
0	1	2	3	4	5	6	7	8	9	10
(3) Your entire life.										
0	1	2	3	4	5	6	7	8	9	10

Q2. Circle the appropriate number for each of the following questions. Choose **0** if you totally disagree with the statement. Choose **50** if you partially agree with the statement (50%). Choose **100** if you completely agree with the statement.

A) In many cases, hardships and sufferings in one’s life do not occur by chance and are attributed to one’s previous actions. (Absolutely not) (Yes, absolutely)

0	10	20	30	40	50	60	70	80	90	100
---	----	----	----	----	----	----	----	----	----	-----

B) In many cases, joy and happiness in one’s life do not arise by chance and are attributed to one’s previous actions. (Absolutely not) (Yes, absolutely)

0	10	20	30	40	50	60	70	80	90	100
---	----	----	----	----	----	----	----	----	----	-----

C) Hardships and sufferings in one’s life occur by chance, and there are no reasons for them. (Absolutely not) (Yes, absolutely)

0	10	20	30	40	50	60	70	80	90	100
---	----	----	----	----	----	----	----	----	----	-----

D) I have something to live for. (Absolutely not) (Yes, absolutely)

0	10	20	30	40	50	60	70	80	90	100
---	----	----	----	----	----	----	----	----	----	-----

E) There is hope in my life. (Absolutely not) (Yes, absolutely)

0	10	20	30	40	50	60	70	80	90	100
---	----	----	----	----	----	----	----	----	----	-----



(For the spouse of the respondent who is filling out the survey)

\* This page must be answered by the spouse of the person requested to complete the questionnaire.

Q5. Please circle the number that corresponds to your recent alcohol drinking habits.

- |             |                 |                |               |
|-------------|-----------------|----------------|---------------|
| <b>1</b>    | <b>2</b>        | <b>3</b>       | <b>4</b>      |
| Never drink | Few times/month | 1-2 times/week | 3+ times/week |

Q6. (1) On average, how many minutes do you walk per day in commuting to school or work? (Circle one only)

<table border="1" style="display: inline-table; border-collapse: collapse;"> <tr> <td style="width: 20px; height: 20px; border: none;"></td> <td style="width: 20px; height: 20px; border: none;"></td> <td style="width: 20px; height: 20px; border: none;"></td> </tr> </table>				minutes	<b>0</b> do not walk

(2) How many days do you exercise (exercise which makes you sweat) each week, outside of work?  
(Circle one only)

- |                 |                 |                          |
|-----------------|-----------------|--------------------------|
| <b>1</b> 1 day  | <b>4</b> 4 days | <b>7</b> 7 days (daily)  |
| <b>2</b> 2 days | <b>5</b> 5 days | <b>8</b> Do not exercise |
| <b>3</b> 3 days | <b>6</b> 6 days |                          |

Q7. On average, how long do you sleep each day?

Presently average of

<table border="1" style="display: inline-table; border-collapse: collapse;"> <tr> <td style="width: 20px; height: 20px; border: none;"></td> <td style="width: 20px; height: 20px; border: none;"></td> </tr> </table>			hours	<table border="1" style="display: inline-table; border-collapse: collapse;"> <tr> <td style="width: 20px; height: 20px; border: none;"></td> <td style="width: 20px; height: 20px; border: none;"></td> </tr> </table>			minutes per day

Q8. Did you receive medical treatment or were you hospitalized last year? (Multiple responses permitted)

- |   |  |
|---|--|
| <b>1</b> No health problems               | <b>4</b> Was hospitalized                    |
| <b>2</b> Had symptoms, but took no action | <b>5</b> Purchased over-the-counter medicine |
| <b>3</b> Treatment at hospital or clinic  | <b>6</b> Other ( )                           |

Q9. Did you receive a physical examination or cancer screening last year? (Multiple responses permitted)

- |          |  |
|----------|--|
| <b>1</b> | No exam or screening                               |
| <b>2</b> | Periodic company or municipal government screening |
| <b>3</b> | Multiphase health screening                        |
| <b>4</b> | Cancer screening                                   |
| <b>5</b> | Other ( )  |

(SQ1 is for respondents who answered 2 or 3 in Q9)

SQ1. What types of problems were noted in the examination results? (Multiple responses permitted)

- |                                 |                              |
|---------------------------------|------------------------------|
| <b>1</b> Blood pressure related | <b>8</b> Electrolyte related |
| <b>2</b> Bone density related   | <b>9</b> Prostrate related   |
| <b>3</b> Heart related          | <b>10</b> Metabolism related |
| <b>4</b> Anemia related         | <b>11</b> Obesity related    |
| <b>5</b> Liver related          | <b>12</b> No problems noted  |
| <b>6</b> Kidney related         |                              |
| <b>7</b> Diabetes related       |                              |

(SQ2 is for respondents who answered 1-11 in SQ1)

SQ2. Did you go to a medical institution after the problem was noted?

- |              |                     |                                    |
|--------------|---------------------|------------------------------------|
| <b>1</b> Yes | <b>2</b> Plan to go | <b>3</b> Did not (and will not) go |
|--------------|---------------------|------------------------------------|

(For all respondents)

Q10. Did you pay for the treatment of disease or injury last year? Please circle the numbers that apply. If you did, please write the amount of copayment for the last year.

(\* Even if you received a high-cost medical care benefit, please write the amount that you paid at the medical institution.)

	Paid?	How much did you pay on your own last year?						
(a) Expenses for treatment at hospital/clinic (Expenses paid at hospital/clinic, prescription charge, etc.)	<b>1</b> Yes <b>2</b> No	<table border="1" style="display: inline-table; border-collapse: collapse;"> <tr> <td style="width: 20px; height: 20px;"></td> <td style="width: 20px; height: 20px;"></td> <td style="width: 20px; height: 20px;"></td> <td style="width: 20px; height: 20px;"></td> <td style="width: 20px; height: 20px;"></td> <td style="width: 20px; height: 20px;"></td> </tr> </table> thousand yen						
(b) Expenses for treatment other than above (Purchase of non-prescription medicines (cold medicine, stomach medicine, etc.))	<b>1</b> Yes <b>2</b> No	<table border="1" style="display: inline-table; border-collapse: collapse;"> <tr> <td style="width: 20px; height: 20px;"></td> <td style="width: 20px; height: 20px;"></td> <td style="width: 20px; height: 20px;"></td> <td style="width: 20px; height: 20px;"></td> <td style="width: 20px; height: 20px;"></td> <td style="width: 20px; height: 20px;"></td> </tr> </table> thousand yen						

(For the spouse of the respondent who is filling out the survey)

These questions concern social insurance.

Q1. Circle the public pension to which you subscribe. (Everyone between 20 and 60 subscribes to one of these public pensions).

- 1 Employee pension or mutual aid pension (full-time employees at companies, public servants, or those receiving old-age pensions for active employees, etc.)
- 2 Third-party insured spouses (spouse of a member of Employees' pension insurance or mutual aid associations)
- 3 National pension only (Those other than 1 or 2, such as persons under the age of 60 and self-employed, unemployed, or are students. Or, are over the age of 60 and still paying insurance premiums.)
- 4 Do not subscribe (Persons over the age of 60 and currently finished to pay insurance premiums, receiving disability pension, or that have not joined the national pension plan, etc.)

---

(For respondents who only participate in the national pension)

SQ. Are you paying your contributions to the national pension?

- 1 I am paying the full contributions
- 2 I am receiving an exemption (including partial exemptions)
- 3 Student or youth deferment
- 4 I am not paying any contributions

---

(For all respondents)

Q2. Do you subscribe to employment insurance?

- 1 Yes                      2 No

---

(Q3 is for respondents 65 and over)

Q3. What is your nursing care insurance premium category?

\*The nursing care insurance premium category is written on nursing care insurance premium calculation notices.

- |         |         |         |         |         |         |              |             |
|---------|---------|---------|---------|---------|---------|--------------|-------------|
| 1       | 2       | 3       | 4       | 5       | 6       | 7            | 0           |
| Level 1 | Level 2 | Level 3 | Level 4 | Level 5 | Level 6 | Over Level 7 | Do not know |

(For the spouse of the respondent who is filling out the survey)

\* This page must be answered by the spouse of the person requested to complete the questionnaire.

These questions concern your awareness of politics and society.

Q1. If a House of Representatives election were held today, which of the following parties would you vote for, for the proportional representation seats?

- |                                    |                                   |                             |
|------------------------------------|-----------------------------------|-----------------------------|
| <b>1</b> Liberal Democratic Party  | <b>5</b> Your Party               | <b>9</b> People's New Party |
| <b>2</b> Democratic Party of Japan | <b>6</b> People's Life Party      | <b>10</b> Other party( )    |
| <b>3</b> Japan Restoration Party   | <b>7</b> Japanese Communist Party | <b>11</b> Would not vote    |
| <b>4</b> New Komeito               | <b>8</b> Social Democratic Party  | <b>12</b> Do not know       |

Q2. Which party do you support?

- |                                    |                                   |                                    |
|------------------------------------|-----------------------------------|------------------------------------|
| <b>1</b> Liberal Democratic Party  | <b>5</b> Your Party               | <b>9</b> People's New Party        |
| <b>2</b> Democratic Party of Japan | <b>6</b> People's Life Party      | <b>10</b> Other party( )           |
| <b>3</b> Japan Restoration Party   | <b>7</b> Japanese Communist Party | <b>11</b> Do not support any party |
| <b>4</b> New Komeito               | <b>8</b> Social Democratic Party  | <b>12</b> Do not know              |

Q3. Do you support the present administration?

- 1** Yes                      **2** No

Q4. Which do you think is more important, freedom or equality?

- 1** Freedom                      **2** Equality                      **3** Cannot say either way

(Last ly)

Q. If you answered the questions in pages 23-38, to what extent did you respond in the following sections for the following people? Please circle the applicable answer for each of A-D. In case your answer was "3. Other person," please provide specific information about your relationship to the questionnaire subject. (Please circle one answer (1, 2, or 3) for each section.)

A Page 34 (Sense of happiness)	<b>1</b> Spouse (Spouse of questionnaire subject)	<b>2</b> Questionnaire subject	<b>3</b> Other person (Please specify: )
B Page 35-36 (Health)	<b>1</b> Spouse (Spouse of questionnaire subject)	<b>2</b> Questionnaire subject	<b>3</b> Other person (Please specify: )
C Pages 38 (political/social awareness)	<b>1</b> Spouse (Spouse of questionnaire subject)	<b>2</b> Questionnaire subject	<b>3</b> Other person (Please specify: )
D Pages other than A-C	<b>1</b> Spouse (Spouse of questionnaire subject)	<b>2</b> Questionnaire subject	<b>3</b> Other person (Please specify: )





(For the spouse of the respondent who is filling out the survey)

This is the end of the questions to the spouse of the respondent. Thank you very much.



**This section concerns the household finances and housing of the entire household.**

These questions concern savings, assets and liabilities.

We ask about savings separately for “deposits” and “securities”.

● Deposits refer to the following types of items

Postal savings certificates, time deposits, installment savings and ordinary deposits  
Bank, *shinkin bank*, etc. time deposits, installment savings and ordinary deposits  
Company deposits, gold investment accounts, gold savings accounts, medium-term government bond funds, etc.

● Securities refer to the following types of items

Shares (market value), bonds (par value) and stock investment trusts (market value),  
Corporate and public bond investment trusts (market value), loans in trust and money in trust (par value), etc.

Also, in this survey “savings” refers to monetary assets and does not include real estate, housing and other real assets. Give the value in yen for any foreign currency denominated financial products.

Q1. About how much savings does your household have in deposits and securities?

(1) About how much does your household presently have in deposits?

--	--	--	--	--	--

ten thousand yen

Does not have any deposits

Of which, about how much is presently in foreign currency denominated deposits?

--	--	--	--	--	--

ten thousand yen

No foreign currency deposits

(2) About how much does your household presently have in securities?

--	--	--	--	--	--

ten thousand yen

Does not have any securities

Of which, about how much is presently in foreign currency denominated securities?

--	--	--	--	--	--

ten thousand yen

No foreign currency securities

Q2. Around how much is the total savings goal your household is now considering?

				0
--	--	--	--	---

ten thousand yen

No particular goal

Q3. Does your household presently have borrowings for any of the purposes or reasons in the following table? Please include borrowings from relatives and other sources aside from financial institutions. Include any unpaid monthly installment payments or \* revolving loans, but do not include any credit card charges to be settled within 1-2 months.

**(Circle either 1 or 2 to indicate present borrowings for each of the following purposes)**

\*Revolving loans are a loan format which can be used any number of times within a preset credit limit, with a fixed monthly repayment amount determined at the start.

Purpose or Reason	Presently have any borrowings?	
To acquire housing or land, or for remodeling housing	<b>1</b> Yes	<b>2</b> No
To buy durable consumer goods (automobiles, furniture, home appliances, etc).	<b>1</b> Yes	<b>2</b> No
For child/children's education	<b>1</b> Yes	<b>2</b> No
For marriage (including child/children's marriage)	<b>1</b> Yes	<b>2</b> No
For travel, sports or other leisure	<b>1</b> Yes	<b>2</b> No
For independence and self-support	<b>1</b> Yes	<b>2</b> No
For illness, disaster, etc.	<b>1</b> Yes	<b>2</b> No
For living expenses	<b>1</b> Yes	<b>2</b> No
Other	<b>1</b> Yes	<b>2</b> No

(For respondents who answered "1 Yes" for at least one item in Q3)

SQ. Please enter your present household borrowings balance.

Total present household borrowings balance

				0
--	--	--	--	---

ten thousand yen

Q4. How much do you understand the situation concerning the income and financial assets of your household? Please circle the answer that best applies to you for each of the following items.

	Understand	Somewhat understand	Cannot say	Hardly understand	Do not understand
Household income	<b>1</b>	<b>2</b>	<b>3</b>	<b>4</b>	<b>5</b>
Household financial assets	<b>1</b>	<b>2</b>	<b>3</b>	<b>4</b>	<b>5</b>

Q5. If your child or relative asked for your advice about working at a bank or a securities firm, would you recommend it? Please circle the answer that best applies to you for each of the following items.

	Yes	Somewhat yes	Neither	Somewhat no	No
Working at a bank	<b>1</b>	<b>2</b>	<b>3</b>	<b>4</b>	<b>5</b>
Working at a securities firm	<b>1</b>	<b>2</b>	<b>3</b>	<b>4</b>	<b>5</b>

Q6. Does your household own risk assets, such as stocks, bonds, and foreign-denominated assets? Please circle one number.



(Q7 is for those who circled "1 Yes" in Q6.)

Q7. From which financial institution(s) did your household purchase risk assets? Please circle all that apply.

- 1**
**2**
**3**
**4**
- Japanese bank(s)
Japanese securities firm(s)
Foreign bank(s)
Foreign securities firm(s)

(If you answered Q7, please proceed to Q10 on the next page.)

(Q8 and Q9 are for those who circled "2 No" in Q6.)

Q8. What are the reasons why your household does not own risk assets? Please indicate the degree to which you agree with each of the following reason. (Please circle one number for each reason.)

	Agree	Somewhat agree	Cannot say either way	Somewhat disagree	Disagree
We do not have enough money.	<b>1</b>	<b>2</b>	<b>3</b>	<b>4</b>	<b>5</b>
We do not have enough time.	<b>1</b>	<b>2</b>	<b>3</b>	<b>4</b>	<b>5</b>
We do not expect much return	<b>1</b>	<b>2</b>	<b>3</b>	<b>4</b>	<b>5</b>
We think investing is difficult.	<b>1</b>	<b>2</b>	<b>3</b>	<b>4</b>	<b>5</b>

Q9. If you purchase risk assets, from which financial institution(s) will you make purchases? Please circle all that apply.

- 1**
**2**
**3**
**4**
- Japanese bank(s)
Japanese securities firm(s)
Foreign bank(s)
Foreign securities firm(s)

(For all respondents)

Q10. When you manage your household's financial assets, do you trust Japanese or foreign financial institutions?  
Please circle the answer that best applies to you for each of the following types of financial institutions.

	Yes	Somewhat yes	Neither	Somewhat no	No
Japanese bank(s)	<b>1</b>	<b>2</b>	<b>3</b>	<b>4</b>	<b>5</b>
Japanese securities firm(s)	<b>1</b>	<b>2</b>	<b>3</b>	<b>4</b>	<b>5</b>
Foreign bank(s)	<b>1</b>	<b>2</b>	<b>3</b>	<b>4</b>	<b>5</b>
Foreign securities firm(s)	<b>1</b>	<b>2</b>	<b>3</b>	<b>4</b>	<b>5</b>

Q11. Please circle the answer that best applies to you for each of the following statements regarding your impression about the stock market.

	Agree	Somewhat agree	Cannot say either way	Somewhat disagree	Disagree
Profits cannot be made with certainty.	<b>1</b>	<b>2</b>	<b>3</b>	<b>4</b>	<b>5</b>
Significant losses are possible.	<b>1</b>	<b>2</b>	<b>3</b>	<b>4</b>	<b>5</b>
Illegal activities such as insider trading are widespread.	<b>1</b>	<b>2</b>	<b>3</b>	<b>4</b>	<b>5</b>
No much progress has been made in terms of disclosure of information on corporate performance.	<b>1</b>	<b>2</b>	<b>3</b>	<b>4</b>	<b>5</b>
Market interventions by the central bank and the government are not thoroughly conducted.	<b>1</b>	<b>2</b>	<b>3</b>	<b>4</b>	<b>5</b>

Q12. When you have to go out somewhere in your town all day, what is the chance of rain that makes you take an umbrella with you?

1 

--	--	--

 % or higher

2 I always carry a folding umbrella with me when I go out.

Q13. Which financial assets would you like to purchase in preparation for your life twenty years from now?  
Or, which financial assets have you purchased for that purpose? Please circle all that apply.

<b>1</b>	<b>2</b>	<b>3</b>	<b>4</b>	<b>5</b>
Time deposits	Government bonds	Stocks	Foreign-denominated financial products	Investment trust

Q14. Do you think that securities firms provide clients with advice that is useful for making investment decisions? Please circle the answer that best applies to you.

Yes	Somewhat yes	Neither	Somewhat no	No
<b>1</b>	<b>2</b>	<b>3</b>	<b>4</b>	<b>5</b>

Q15. Do you think that securities firms suggest stocks with potentially substantial returns? Please circle the answer that best applies to you.

Yes	Somewhat yes	Neither	Somewhat no	No
<b>1</b>	<b>2</b>	<b>3</b>	<b>4</b>	<b>5</b>

Q16. Do you think that securities firms inappropriately favor large investors, such as large corporations, rather than general investors? Please circle the answer that best applies to you.

Yes	Somewhat yes	Neither	Somewhat no	No
<b>1</b>	<b>2</b>	<b>3</b>	<b>4</b>	<b>5</b>

Q17. This question concerns your responses to the economy these past several years. Did you do any the following? Please circle all that apply.

- 1** Increased saving to prepare for the future
- 2** Stopped wasteful spending
- 3** Started to feel the burden of rent or mortgage payments
- 4** Borrowed money to make due payments
- 5** Chose a vacation trip that was cheaper than what had been planned or cancelled a trip
- 6** Increased purchases of cheaper products or increased trips to discount stores
- 7** Lent money to family members or friends who had difficulties in making payments
- 8** Changed a plan for getting married or having a child
- 9** Other (Please specify \_\_\_\_\_ )
- 10** Did not particularly change my behavior

Q18. How much retirement pay do you and your spouse expect to receive (the combined amount)? Or, how much is it? Please circle the answer that best applies.

<b>1</b>	<b>2</b>	<b>3</b>	<b>4</b>
0–4,999,999 yen	5,000,000–9,999,999 yen	10,000,000–19,999,999 yen	20,000,000 yen or more

Q19. Do you think that you will receive pension payments that will be enough for your post-retirement life? Or, do you currently receive enough pension payments? Please circle the answer that best applies.

Yes	Somewhat yes	Neither	Somewhat no	No
<b>1</b>	<b>2</b>	<b>3</b>	<b>4</b>	<b>5</b>

Q20. Based on an overall consideration of Q18 and Q19, do you think that your household has income and assets that are enough to lead a retirement life without problems? Please circle the answer that best applies.

Yes	Somewhat yes	Neither	Somewhat no	No
<b>1</b>	<b>2</b>	<b>3</b>	<b>4</b>	<b>5</b>

(Proceed to next page)



Q21. In general, it is considered that purchasing a betting slip for a horse race or a lottery ticket is a risky investment. On the other hand, it is thought that stashing cash in a chest of drawers or other such place is a comparatively safe investment. If we assume **stashing cash has a risk value of 0** and **purchasing a betting slip or lottery ticket has a risk value of 10**, what do you think are the risk values of the following types of saving and investment? Please circle the number you think best reflects the risk value of each saving or investment. (Please circle only one number for each saving or investment.)

(1) Putting money in a conventional bank savings account										
0	1	2	3	4	5	6	7	8	9	10
(2) Putting money in a foreign currency deposit										
0	1	2	3	4	5	6	7	8	9	10
(3) Putting money in a postal savings account										
0	1	2	3	4	5	6	7	8	9	10
(4) Buying stocks										
0	1	2	3	4	5	6	7	8	9	10
(5) Buying a stock investment trust										
0	1	2	3	4	5	6	7	8	9	10
(6) Investing in land and property										
0	1	2	3	4	5	6	7	8	9	10

Q22. Many people are forecasting that Japan will experience inflation in the future. In this case, what types of saving or investment do you think will be advantageous? Please circle the number that best reflects your opinion about how advantageous each type of saving or investment will be. (Please circle only one number for each saving and investment.)

	Advantageous	A little advantageous.	Neither advantageous nor not advantageous	Not really advantageous	Not advantageous
Putting money in a conventional bank savings account	1	2	3	4	5
Putting money in a foreign currency deposit	1	2	3	4	5
Putting money in a postal savings account	1	2	3	4	5
Buying stocks	1	2	3	4	5
Buying a stock investment trust	1	2	3	4	5
Investing in land or property	1	2	3	4	5



These questions concern income.

Q1. About how much was your household's annual (pre-tax) income last year (Jan.-Dec.)? Do not include any income from the sale of assets (financial assets or real assets). Include retirement benefits.

**Total annual before-tax income last year**  ten thousand yen

Q2. About how much was your household's annual take-home income (total take-home income of all family members with the same household finances, after tax and social insurance deductions) last year (Jan.-Dec.)? Do not include any income from private insurance receipts or the sale of assets (financial assets or real assets).

**Total annual after-tax income last year**  ten thousand yen

Q3. Did your household receive any of the following types of insurance benefits or asset income over the past year (Jan.-Dec.)? If so, please enter the approximate amounts below.

(1) Insurance benefits (enter the amount of life, fire or other insurance benefits received below; do not include social insurance benefits).

**1** Yes→  ten thousand yen      **2** No

(2) Sales of land, housing, automobiles or other assets

**1** Yes→  ten thousand yen      **2** No

(3) Retirement benefits

**1** Yes→  ten thousand yen      **2** No

(4) Securities sales profits and losses

**1** Profits received      **2** Losses incurred      **3** No



SQ. Enter the amount of the profits or losses

ten thousand yen

Q4. For each of the following items, enter the amount of income your household earned last year (Jan. 2012 to Dec. 2012). (Enter “0” for items for which you had no income).

Ⓒ Enter the husband’s income in Column A, and enter the wife’s income in Column B.

Ⓒ Enter the approximate total income of other family members excluding the husband and wife in Column C. ←  
(Do not include the income of parents and children living separately).

Ⓒ Do not include personal insurance receipts, retirement benefits, or the sales of securities, land, automobiles, etc.

Ⓒ Include any income whose attribution is not clear in the amount for the respondent or spouse with the higher income.

	A Husband (Unit: ten thousand yen)	B Wife (Unit: ten thousand yen)	C Other Family Total (Approx) (Unit: ten thousand yen)
(1) Annual employment income*1	□□□□	□□□□	□□□□
(2) Self-employment, business, home work income (including agriculture, forestry & fishery income)*2	□□□□	□□□□	□□□□
(3) Rent & land rent income	□□□□	□□□□	□□□□
(4) Interest & dividends*3	□□□□	□□□□	□□□□
(5) Remittances & gifts	□□□□	□□□□	□□□□
(6) Public pension	□□□□	□□□□	□□□□
(7) Corporate & personal pensions	□□□□	□□□□	□□□□
(8) Unemployment benefits & child-care leave benefits	□□□□	□□□□	□□□□
(9) Child allowances and childcare allowances*4 (Household total)	□□□□		
(10) Welfare benefits (Household total)	□□□□		
(11) Other income	□□□□	□□□□	□□□□

\*1 Refer to the withholding certificate and enter the total income from the employer including monthly base salary, bonuses, dependent allowances, housing allowances, overtime payments and other extraordinary income. If you are self-employed or a business owner but employed at a side job, please enter the income from that employer.

\*2 Please enter the **net profit after deducting** the cost of goods, raw materials expenses, agricultural implements, fertilizer, feed, fishing nets and other materials expenses, wage payments, business taxes, property taxes and other **business expenses** from the gross income.

\*3 Please enter the pre-tax amount referring to deposit passbooks, etc

\*4 Please enter government child allowances and childcare allowances only. Please include company dependent allowances in (1) annual employment income.

These questions concern expenditures.

Q1. Enter the amount your household spent on each of the following living expenditures last month (Jan.).  
 (Enter "0" for items which you did not buy)  
 (In addition to items bought with cash, include the amounts for items bought using credit cards, loans, automatic bank or postal savings payments; include the full sales price for items bought but being paid in installments).

- (1) Food ..... → 

--	--	--	--

 thousand yen
- (2) Eating out & school lunches ..... → 

--	--	--	--

 thousand yen
- (3) Rent, land rent, home repairs (excluding mortgages) ..... → 

--	--	--	--

 thousand yen  
     excluding multi-family housing common charges
- (4) Multi-family housing common charges ..... → 

--	--	--	--

 thousand yen
- (5) Electricity, gas, water (supply & sewage) ..... → 

--	--	--	--

 thousand yen
- (6) Furniture, electric appliances, household supplies  
     (furniture, household electric appliances [excl. digital consumer  
     electronics], misc. household items, etc.) → 

--	--	--	--

 thousand yen
- (7) Digital consumer electronics purchases  
     (PCs, TVs, video cameras, digital cameras, DVD players, etc.) → 

--	--	--	--

 thousand yen
- (8) Clothing & shoes ..... → 

--	--	--	--

 thousand yen
- (9) Healthcare(medicine, treatment, glasses, contact lenses, etc.) → 

--	--	--	--

 thousand yen
- (10) Transportation(including automobile expenses, fares,  
     commuting passes, taxes, tolls, etc.) → 

--	--	--	--

 thousand yen
- (11) Communications(postage, fixed-line, and mobile phone charges) → 

--	--	--	--

 thousand yen
- (12) Internet communications (provider fees, modem rental, etc.) → 

--	--	--	--

 thousand yen
- (13) Education  
     (school tuition, textbooks, learning reference materials, tutoring, etc.) → 

--	--	--	--

 thousand yen
- (14) Culture & amusement(stationery, sporting goods, travel, hobbies) → 

--	--	--	--

 thousand yen
- (15) Entertaining & pocket money ..... → 

--	--	--	--

 thousand yen  
     (allowances, membership fees and other association fees, etc.)
- (16) Remittances (children's food & board, etc.) ..... → 

--	--	--	--

 thousand yen
- (17) Other expenditures (barbers and beauty parlors, cigarettes,  
     nursery school, nursing care, other personal goods, etc.) → 

--	--	--	--

 thousand yen

---

Total ..... → 

--	--	--	--

 thousand yen

(For all respondents)

Q2. How much did your household spend on loan repayments last month (Jan.)? Do not include mortgage loans.

Loan repayments (including payment for credit card purchases) → 

--	--	--	--

 ten thousand yen

This question concerns various insurance policies to which your households subscribe and their starting periods.

Q3. Does your household subscribe to a fire insurance policy and/or an earthquake insurance policy? (**You cannot subscribe to an earthquake insurance policy unless you subscribe to a fire insurance policy.**)

Do the husband and the wife individually subscribe to a life insurance policy, paying premiums?

Type of insurance	Already held	Not held, but intend to hold	Not held, and no intention to hold
Fire insurance (residence)	<b>1</b>	<b>2</b>	<b>3</b>
Fire insurance (household effects)	<b>1</b>	<b>2</b>	<b>3</b>
Earthquake insurance (residence)	<b>1</b>	<b>2</b>	<b>3</b>
Earthquake insurance (household effects)	<b>1</b>	<b>2</b>	<b>3</b>
Life insurance (husband)	<b>1</b>	<b>2</b>	<b>3</b>
Life insurance (wife)	<b>1</b>	<b>2</b>	<b>3</b>

Q4. Have you seen materials prepared for disaster prevention, such as the “disaster prevention map” (*bosai mappu*) and the hazard map, for your local area? If you have, was it before or after the Great East Japan Earthquake that you saw them for the first time?

- 1 Saw them before the earthquake
- 2 Saw them for the first time after the earthquake
- 3 Would like to see them but they are not available
- 4 Have not seen them

Q5. This question concerns the situation regarding seismic retrofitting on your residence. Has a seismic retrofit already been performed on your residence? Or, do you intend to have it done in the near future? If a seismic retrofit has been performed, was the work done before or after the Great East Japan Earthquake?

※If a seismic retrofit has not been performed because you live in an apartment or a rented house, please indicate your intention based on your need, regardless of what other residents or the owner of the house might be thinking.

- 1 Retrofit performed before the earthquake
- 2 Retrofit performed after the earthquake
- 3 Retrofit not performed yet, but would like to have it done some day
- 4 Retrofit not performed yet, and have no intention to have it done

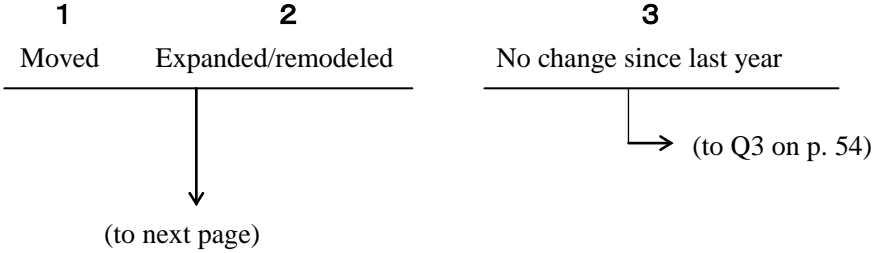
Q6. Based on an overall consideration of the age, structure, and foundations of the residential building where you currently live and the ground on which it stands, do you think that its seismic resistance is sufficient?

- |                        |                          |                        |
|------------------------|--------------------------|------------------------|
| <b>1</b><br>Sufficient | <b>2</b><br>Insufficient | <b>3</b><br>Don't know |
|------------------------|--------------------------|------------------------|

These questions concern housing.

These questions concern changes in your household's residence over the past year.

Q1. Did your household move or expand or remodel housing **since January 2012**?



Q2. (1) What type of housing do you presently live in?

<b>1</b>	<b>2</b>	<b>3</b>	<b>4</b>	<b>5</b>
Detached House	Semi-detached house (town house, etc.)	Steel/concrete Condo (multi-family)	Wooden Apartment (multi-family)	Other ( )
↓	↳ (to (2))	↓		↳ (to (2))

(For respondents who answered 1 in Q2(1))

SQ1. How many stories is your house?

--	--

 stories

SQ2. Does your house have a yard? If so, how large is the yard?

**1** Yes 

--	--	--

 m<sup>2</sup> **2** No

(For respondents who answered 3 or 4 in Q2(1))

SQ3. How many stories is the building?

--	--

 stories

SQ4. Which floor do you live on?

Floor 

--	--

(For all respondents)

(2) What is the total floor space? (2 tatami mats = 1 *tsubo* = 3.3m<sup>2</sup>)

--	--	--	--

 m<sup>2</sup>

(3) What type of building do you live in?

- 1** Exclusive residential use
- 2** Residential & agricultural, forestry or fishing use
- 3** Residential & store or other mixed use
- 4** Non-residential

↳ SQ. What is the commercial-use floor space?

--	--	--

 m<sup>2</sup>

(4) How old is the building where you presently live?

--	--

 years old

(5) How many rooms do you have (bedrooms, living rooms, studies, dining rooms, kitchens)?

--	--

 rooms

(6) How long does it take to walk to the closest train station or bus stop?

--	--

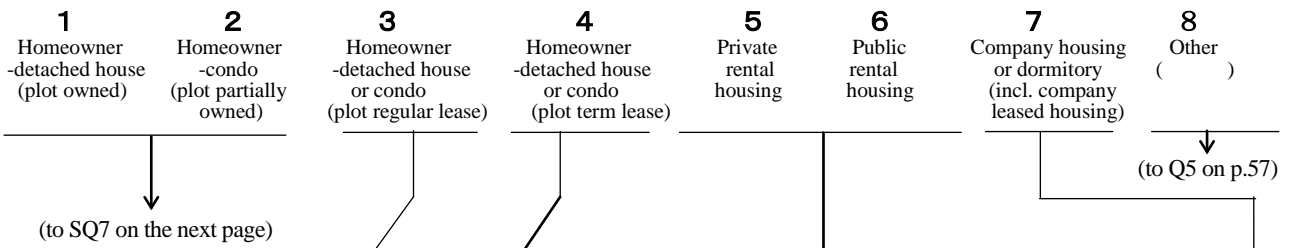
 minutes

(7) Does your residence have amenities for the elderly? (Circle all the items that apply; multiple responses permitted)

- |  |  |
|--|--|
| <ul style="list-style-type: none"> <li><b>1</b> Handrails</li> <li><b>2</b> Low bathtub walls for easy access</li> <li><b>3</b> Hallways wide enough to accommodate wheelchairs</li> </ul> | <ul style="list-style-type: none"> <li><b>4</b> No indoor floor-height differentials</li> <li><b>5</b> Entrance from road is wheelchair accessible</li> <li><b>6</b> No amenities for the elderly</li> </ul> |
|--|--|

(For all respondents)

Q3. What is the ownership status of your home? (Respond "homeowner" if the home is in the name of parents or other family members)



SQ4. This question concerns the term lease system established in March 2000. Does your present residence have a fixed-term lease? (a residence for which a fixed-term building lease has been concluded).

**1** Yes  
**2** No

SQ5. Did you renew your lease last year?

**1** Yes      **2** No

a ) Renewal fee:     thousand yen

(For respondents who answered 4 in Q3)  
SQ1. How much did you pay as the guarantee deposit?  
    ten thousand yen

SQ2. Do you plan to buy the plot in the future?  
**1** Yes      **2** No

(For respondents who answered 3 or 4 in Q3)  
SQ3. How much is the land rent?  
(per month)  
    ten thousand yen

SQ6. This question continues asking about the term lease system established in March 2000.  
Did you have a fixed-term lease when you moved into your present residence? (a residence for which a fixed-term building lease has been concluded)

**1** Yes  
**2** No

(Respondents who answered 5-7 in Q3, proceed to Q4 on p. 56)

(proceed to next page)

(For respondents who answered "1-4 homeowner" in Q3)

These questions concern respectively the housing and plot where you presently live.

(For condos, enter the housing column only.)

SQ7. Around when did you purchase the real estate?

(If you do not own the plot, enter housing amount only).

Housing  Year  Month Plot  Year  Month

---

SQ8. Approximately how much was the purchase price?

(If you do not own the plot, enter housing amount only).

Housing  ten thousand yen Plot  ten thousand yen

---

SQ9. What is the approximate present total market value of the real estate (the price you would receive if you sold it)? (If you do not own the plot, enter housing value only)

Housing  ten thousand yen Plot  ten thousand yen

---

SQ10. How do you think the present market value will change next year?

(If you do not own the plot, enter the housing value only).

Housing value will		Plot value will	
1 Increase	<input type="text"/> → Approx. <input type="text"/> %	1 Increase	<input type="text"/> → Approx. <input type="text"/> %
2 Decrease	<input type="text"/> →	2 Decrease	<input type="text"/> →
3 Not change		3 Not change	

---

SQ11. What is the appraised value of the real estate for property taxes?

(If you do not own the plot, enter housing value only)

Housing  ten thousand yen Plot  ten thousand yen

---

SQ12. What is the area of the plot? (Answer even if you reside in a condo or lease the plot)

Plot area  m<sup>2</sup>

---

SQ13. How did you acquire the real estate? Choose the number of the acquisition method that applies for the housing and plot, respectively. (Select **7** if the title is in the name of parents or other family members)

Housing  Plot

- |   |                                      |
|---|--------------------------------------|
| 1 All self-financing (including loans)  | 5 Inherited from parents             |
| 2 Received some assistance from parents | 6 Government Housing Loan Corp.      |
| 3 Joint purchase with parents           | 7 Title in name of parents or family |
| 4 Gift from parents                     | 8 Other                              |

(Proceed to Q5 on p. 57)



(This page is for respondents who answered “5-7 rental housing” in Q3 on p. 54)

Q4 (1) How much is the rent per month (excluding common charges and utilities)?

--	--	--

 thousand yen

(2) How much are the common charges per month (including common charges and the common portion of utilities and repair fees)?

--	--	--

 thousand yen

(3) Did you pay a security deposit?

**1**  
Yes  
↓

**2**  
No  
→ (to (5))

(4) How much was the security deposit (to the first decimal point)?

		.	
--	--	---	--

 month's rent

(5) Did you pay key money?

**1**  
Yes  
↓

**2**  
No  
→ (to (7))

(6) How much was the key money (to the first decimal point)?

		.	
--	--	---	--

 month's rent

(7) What is the remaining lease period?

--	--

 years      

--	--

 months

(For all respondents)

Q5. Which of the following indicates your living situation with your parents?

(Answer for the parent or spouse's parent who lives closest to you)

- 1 Live together with parents in the same building and share household expenses (joint household)
- 2 Live together with parents in the same building, but keep separate household expenses (semi-joint household)
- 3 Live in different buildings on the same plot with parents (semi-joint household)
- 4 Live in the same town or within 1km of parents (nearby residence)
- 5 Live in the same ward with parents (for residents of 21 major cities with wards)
- 6 Live in the same city, town or village with parents (for residents of other cities and county areas)
- 7 Live in the same prefecture with parents
- 8 Parents live in areas aside from 1-7 above
- 9 Parents are all deceased

---

SQ. Which is the parent who lives together with you or lives closest to you?

- |                  |               |                            |
|------------------|---------------|----------------------------|
| <b>1</b>         | <b>2</b>      | <b>3</b>                   |
| Husband's parent | Wife's parent | Husband and wife's parents |

---

(For all respondents)

Q6. (1) Is there a possibility that you will inherit a parent's home in the future?

- |          |          |
|----------|----------|
| <b>1</b> | <b>2</b> |
| Yes      | No       |

---

(2) Is there a possibility that you will inherit some other housing or land in the future?

- |          |          |
|----------|----------|
| <b>1</b> | <b>2</b> |
| Yes      | No       |
- ↓

SQ. (For respondents who answered "1 Yes" )  
Do you plan to live in that property?

- |          |             |          |
|----------|-------------|----------|
| <b>1</b> | <b>2</b>    | <b>3</b> |
| Yes      | Do not know | No       |

(For all respondents)

Q7. Have you purchased land or housing to live in or use as a second house since Jan. 2012?  
(Including new housing and property in joint titles with parents)

<b>1</b>	<b>2</b>	<b>3</b>	<b>4</b>	<b>5</b>
Bought land only	Bought housing only	Bought housing and land	Bought condo	Did not buy
				↳ (to Q8 on p.61)

SQ1. Why did you purchase housing since Jan. 2012? (Circle the numbers of all the reasons that apply)

- 1 Because of the housing acquisition promotion tax system (the so-called housing loan tax reduction system)
- 2 Because the tax reduction percentage under the housing acquisition promotion tax system (the so-called housing loan tax reduction system) is expected to be decreased from next year
- 3 Because the consumption tax rate is expected to increase in the near future
- 4 Because Government Housing Loan Corporation loans are expected to decrease in the future
- 5 Because I received retirement benefits
- 6 Because the spouse deduction will disappear in the future
- 7 Because the land and housing price declined
- 8 Because land and housing prices are expected to rise in the future
- 9 Because I inherited financial assets
- 10 Because I received the special gift tax exemption for money for acquisition of a dwelling
- 11 Because I formed an independent household (from marriage, employment, etc.)
- 12 Because I had a child, or for child education
- 13 Other ( )

SQ2. How much was the purchase price? (For housing only and condo purchases, enter housing amount only; for land purchases enter land amount only).

Housing	<table style="width: 100%; border-collapse: collapse;"> <tr> <td style="border: 1px solid black; width: 15%; height: 20px;"></td> <td style="border: 1px solid black; width: 15%; height: 20px;"></td> <td style="border: 1px solid black; width: 15%; height: 20px;"></td> <td style="border: 1px solid black; width: 15%; height: 20px;"></td> <td style="border: 1px solid black; width: 15%; height: 20px;"></td> <td style="border: 1px solid black; width: 15%; height: 20px; text-align: right;">0</td> </tr> </table>						0	ten thousand yen
					0			
Land	<table style="width: 100%; border-collapse: collapse;"> <tr> <td style="border: 1px solid black; width: 15%; height: 20px;"></td> <td style="border: 1px solid black; width: 15%; height: 20px;"></td> <td style="border: 1px solid black; width: 15%; height: 20px;"></td> <td style="border: 1px solid black; width: 15%; height: 20px;"></td> <td style="border: 1px solid black; width: 15%; height: 20px;"></td> <td style="border: 1px solid black; width: 15%; height: 20px; text-align: right;">0</td> </tr> </table>						0	ten thousand yen
					0			
Total	<table style="width: 100%; border-collapse: collapse;"> <tr> <td style="border: 1px solid black; width: 15%; height: 20px;"></td> <td style="border: 1px solid black; width: 15%; height: 20px;"></td> <td style="border: 1px solid black; width: 15%; height: 20px;"></td> <td style="border: 1px solid black; width: 15%; height: 20px;"></td> <td style="border: 1px solid black; width: 15%; height: 20px;"></td> <td style="border: 1px solid black; width: 15%; height: 20px; text-align: right;">0</td> </tr> </table>						0	ten thousand yen
					0			

SQ3. How did you cover the expense?

	(Housing portion) (Unit: ten thousand yen)	(Land portion) (Unit: ten thousand yen)
Couple's savings.....→	¥ <input type="text"/> <input type="text"/> <input type="text"/> <input type="text"/> <input type="text"/> 0	¥ <input type="text"/> <input type="text"/> <input type="text"/> <input type="text"/> <input type="text"/> 0
Aid from husband's parents.....→	¥ <input type="text"/> <input type="text"/> <input type="text"/> <input type="text"/> <input type="text"/> 0	¥ <input type="text"/> <input type="text"/> <input type="text"/> <input type="text"/> <input type="text"/> 0
Aid from wife's parents.....→	¥ <input type="text"/> <input type="text"/> <input type="text"/> <input type="text"/> <input type="text"/> 0	¥ <input type="text"/> <input type="text"/> <input type="text"/> <input type="text"/> <input type="text"/> 0
Loan from husband's parents→	¥ <input type="text"/> <input type="text"/> <input type="text"/> <input type="text"/> <input type="text"/> 0	¥ <input type="text"/> <input type="text"/> <input type="text"/> <input type="text"/> <input type="text"/> 0
Loan from wife's parents.....→	¥ <input type="text"/> <input type="text"/> <input type="text"/> <input type="text"/> <input type="text"/> 0	¥ <input type="text"/> <input type="text"/> <input type="text"/> <input type="text"/> <input type="text"/> 0
Loan from Government Housing Loan Corp.→	¥ <input type="text"/> <input type="text"/> <input type="text"/> <input type="text"/> <input type="text"/> 0	¥ <input type="text"/> <input type="text"/> <input type="text"/> <input type="text"/> <input type="text"/> 0
Loan from other government-affiliated Financial institution.....→	¥ <input type="text"/> <input type="text"/> <input type="text"/> <input type="text"/> <input type="text"/> 0	¥ <input type="text"/> <input type="text"/> <input type="text"/> <input type="text"/> <input type="text"/> 0
Loan from private financial inst. →	¥ <input type="text"/> <input type="text"/> <input type="text"/> <input type="text"/> <input type="text"/> 0	¥ <input type="text"/> <input type="text"/> <input type="text"/> <input type="text"/> <input type="text"/> 0
Company financing.....→	¥ <input type="text"/> <input type="text"/> <input type="text"/> <input type="text"/> <input type="text"/> 0	¥ <input type="text"/> <input type="text"/> <input type="text"/> <input type="text"/> <input type="text"/> 0
Other (                    ).....→	¥ <input type="text"/> <input type="text"/> <input type="text"/> <input type="text"/> <input type="text"/> 0	¥ <input type="text"/> <input type="text"/> <input type="text"/> <input type="text"/> <input type="text"/> 0
<b>Total.....→</b>	¥ <input type="text"/> <input type="text"/> <input type="text"/> <input type="text"/> <input type="text"/> 0	¥ <input type="text"/> <input type="text"/> <input type="text"/> <input type="text"/> <input type="text"/> 0

SQ4. How much did you pay in brokerage and other fees upon purchase?

<b>1</b> Brokerage fees	<input type="text"/> <input type="text"/> <input type="text"/> <input type="text"/>	thousand yen
<b>2</b> Taxes	<input type="text"/> <input type="text"/> <input type="text"/> <input type="text"/>	thousand yen
<b>3</b> Real estate acquisition tax	<input type="text"/> <input type="text"/> <input type="text"/> <input type="text"/>	thousand yen
<b>4</b> Registration and license tax	<input type="text"/> <input type="text"/> <input type="text"/> <input type="text"/>	thousand yen
<b>5</b> Consumption tax	<input type="text"/> <input type="text"/> <input type="text"/> <input type="text"/>	thousand yen
<b>6</b> Others (                    )		

SQ5. How long did you spend looking for the home you bought?

<input type="text"/>	<input type="text"/>	years	<input type="text"/>	<input type="text"/>	months	<input type="text"/>	weeks
----------------------	----------------------	-------	----------------------	----------------------	--------	----------------------	-------


---

SQ6. (For respondents who sold one home and bought another)

What was the price difference between the sales price of your old home and the purchase price of your new home?

<b>1</b>	(+)	<input type="text"/>	<input type="text"/>	<input type="text"/>	<input type="text"/>	ten thousand yen
<b>2</b>	(-)	<input type="text"/>	<input type="text"/>	<input type="text"/>	<input type="text"/>	ten thousand yen

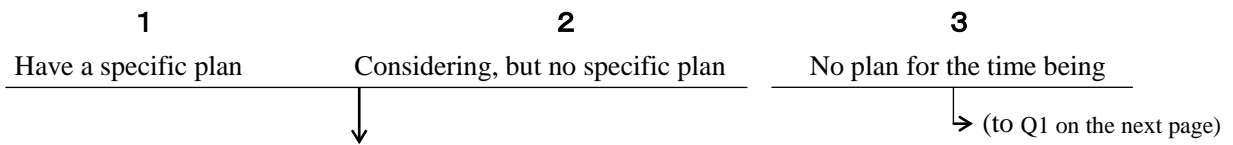
(Proceed to next page)



(For all respondents)

Q8. These questions concern your future housing plans and ideas.

Do you have a plan to move from your present home, build a new home, or purchase a home?



SQ1. When do you expect to realize your plan?

- |                                       |                          |
|---------------------------------------|--------------------------|
| <b>1</b> Within 1 year                | <b>4</b> 6 years or more |
| <b>2</b> 1 year to less than 3 years  | <b>5</b> Do not know     |
| <b>3</b> 3 years to less than 6 years |                          |

SQ2. Which of the following types of housing are you planning next?

- |  |                              |
|--|------------------------------|
| <ul style="list-style-type: none"> <li><b>1</b> Owned detached house (plot owned or partially owned)</li> <li><b>2</b> Owned detached house (plot regular lease)</li> <li><b>3</b> Owned detached house (plot term lease)</li> <li><b>4</b> Owned condo (plot partially owned)</li> <li><b>5</b> Owned condo (plot regular lease)</li> <li><b>6</b> Owned condo (plot term lease)</li> <li><b>7</b> Private rental housing</li> <li><b>8</b> Private rental housing (term lease)</li> <li><b>9</b> Public rental housing</li> <li><b>10</b> Public rental housing (term lease)</li> <li><b>11</b> Company housing or dormitory (incl. company leased housing)</li> <li><b>12</b> Other (      )</li> </ul> | } → (to Q1 on the next page) |
|--|------------------------------|

(SQ3 and SQ4 are for respondents who answered 1-6 in SQ2)

SQ3. Where is the location of your planned housing?

- |  |  |            |
|--|--|------------|
| <b>1</b> On same plot as present housing           |  |            |
| <b>2</b> Different location from present housing → | <input style="width: 100px; height: 20px;" type="text"/> | Prefecture |

SQ4. (For respondents in households planning to become homeowners in the near future.)

About how much money, in total, does your household need to purchase your home? And do you plan to use your own funds for some of this?

Please enter the amounts for both items below. If you are selling an old home and buying a new one, enter the full acquisition price of the new home (not the difference between the sales and purchase prices).

	(Housing and Construction Funds)	(Land Purchase Funds)
Total amount needed	<input style="width: 100px; height: 20px;" type="text"/> 0 ten thousand yen	<input style="width: 100px; height: 20px;" type="text"/> 0 ten thousand yen
Of which, own funds	<input style="width: 100px; height: 20px;" type="text"/> 0 ten thousand yen	<input style="width: 100px; height: 20px;" type="text"/> 0 ten thousand yen
Plan to take a loan	<b>1</b> Yes <b>2</b> No	<b>1</b> Yes <b>2</b> No
Gift expected	<b>1</b> Yes <b>2</b> No	<b>1</b> Yes <b>2</b> No

These questions concern mortgage loans.

(For all respondents)

Q1. Does your household presently have any mortgage loans?



SQ1. How much is your total mortgage loan balance and how much did you repay in total over the past year (including refinancing)?

Total mortgage loan balance      0 ten thousand yen

Total repaid over past year      0 ten thousand yen    **0** No repayments past year

SQ2. Do you intend to receive a mortgage loan tax credit for your mortgage loan balance at the end of 2012?

**1** Yes → How much is the tax credit?     ten thousand yen

**2** No → Reason(  )

SQ3. This question concerns the borrowing terms.

Is your mortgage loan fixed rate, variable rate, or a hybrid type (that can change from a fixed to a variable rate)? If it is a hybrid loan, when can the rate be changed?

**1** Fixed rate → expires in   year ; remaining term   years   month

**2** Variable rate

**3** Hybrid loan

**4** Fixed rate optional duration  → Changes in   years

Initial interest rate  .   % (enter to 2<sup>nd</sup> decimal point)

SQ4. Does your mortgage loan have equal monthly payments with interest or principal equal monthly payments?

**1** Equal monthly payments with interest

**2** Principal equal monthly payments

**3** Other (  )

(For all respondents)

Q2. Did you voluntarily repaid a mortgage loan last year?

**1**  
Yes  
↓

**2**  
No  
→ (end of survey)

---

SQ. Was it a lump-sum repayment (repaying the entire balance at once; including refinancing), or was it a partial repayment?

**1**  
Lump-sum repayment

**2**  
Partial repayment

**Thank you very much for your cooperation.  
Place the completed form in the collection envelope and hand it to the survey agent.**